

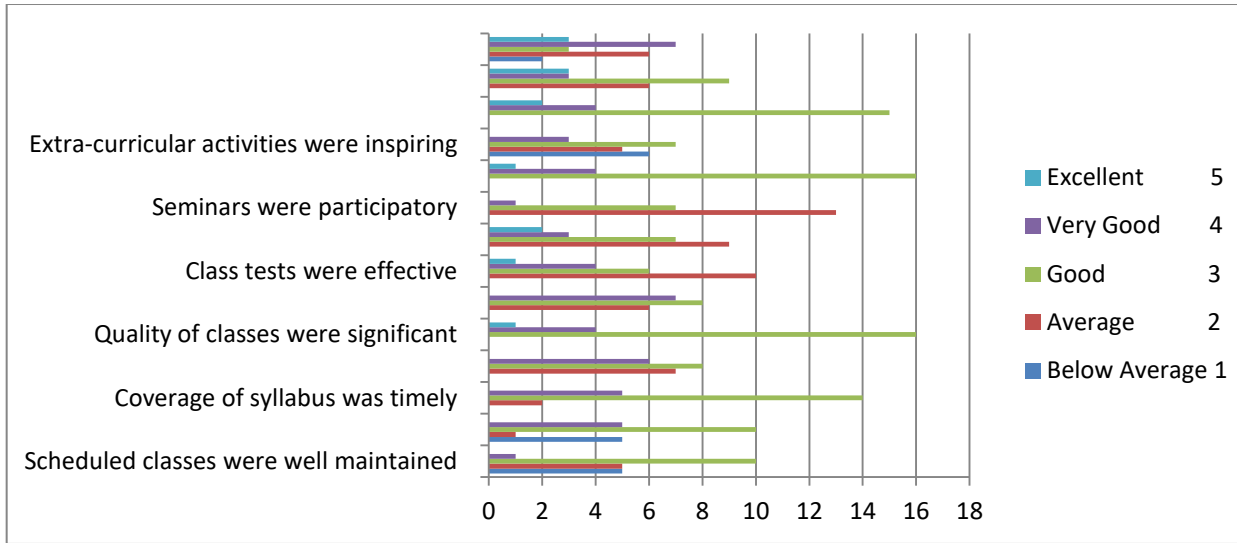
Department Wise Students' Feedback Report
Hiralal Bhakat College
Nalhati, Birbhum
Academic Year: 2018-2019

Analyzing Students' Feedback against specific parameters such as class routine, regularity, library staff cooperation, cleanliness, hygiene, approachability of principal, office staff cooperation, and teacher approachability reflects valuable insights into areas of strength and opportunities for improvement. By adopting a systematic approach to data analysis, our colleges can effectively address students' concerns, enhance the overall educational experience, and build trust within the educational community. Students' feedback analysis of each departments as well as the college has been summarized as below:

Sl. No.	Departments	Feedback Scenarios	Remarks																																										
1	Philosophy	<p>The chart displays the following data for the Philosophy department:</p> <table border="1"> <thead> <tr> <th>Feedback Scenario</th> <th>Excellent (5)</th> <th>Very Good (4)</th> <th>Good (3)</th> <th>Average (2)</th> <th>Below Average (1)</th> </tr> </thead> <tbody> <tr> <td>Extra-curricular activities were inspiring</td> <td>2</td> <td>2</td> <td>2</td> <td>2</td> <td>0</td> </tr> <tr> <td>Seminars were participatory</td> <td>2</td> <td>2</td> <td>2</td> <td>2</td> <td>0</td> </tr> <tr> <td>Class tests were effective</td> <td>2</td> <td>2</td> <td>2</td> <td>2</td> <td>0</td> </tr> <tr> <td>Quality of classes were significant</td> <td>2</td> <td>2</td> <td>2</td> <td>2</td> <td>0</td> </tr> <tr> <td>Coverage of syllabus was timely</td> <td>2</td> <td>2</td> <td>2</td> <td>2</td> <td>0</td> </tr> <tr> <td>Scheduled classes were well maintained</td> <td>2</td> <td>2</td> <td>2</td> <td>2</td> <td>0</td> </tr> </tbody> </table>	Feedback Scenario	Excellent (5)	Very Good (4)	Good (3)	Average (2)	Below Average (1)	Extra-curricular activities were inspiring	2	2	2	2	0	Seminars were participatory	2	2	2	2	0	Class tests were effective	2	2	2	2	0	Quality of classes were significant	2	2	2	2	0	Coverage of syllabus was timely	2	2	2	2	0	Scheduled classes were well maintained	2	2	2	2	0	<p>Students' Feedback in Philosophy department based on a rating scale ranging from "Below Average" to "Excellent" against specific parameters has been analyzed. Here the overall reflection of the concerned students indicates a satisfactory level. Some below rating feedbacks are also indicates some weaknesses which must be overcome very soon from our college end.</p>
Feedback Scenario	Excellent (5)	Very Good (4)	Good (3)	Average (2)	Below Average (1)																																								
Extra-curricular activities were inspiring	2	2	2	2	0																																								
Seminars were participatory	2	2	2	2	0																																								
Class tests were effective	2	2	2	2	0																																								
Quality of classes were significant	2	2	2	2	0																																								
Coverage of syllabus was timely	2	2	2	2	0																																								
Scheduled classes were well maintained	2	2	2	2	0																																								

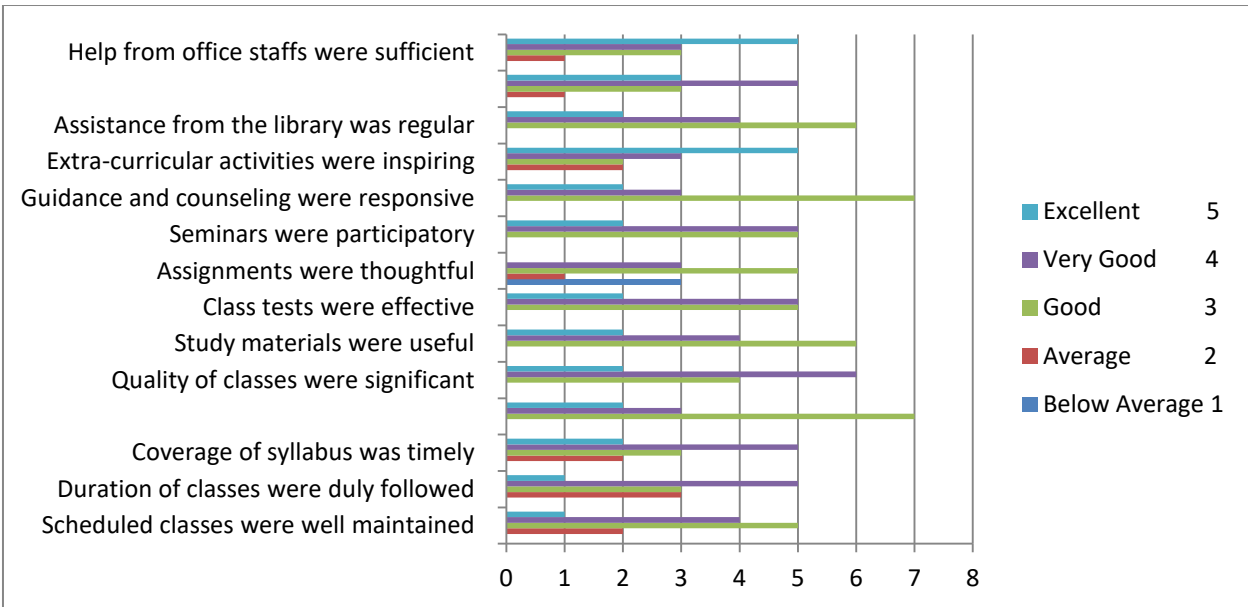
2

History



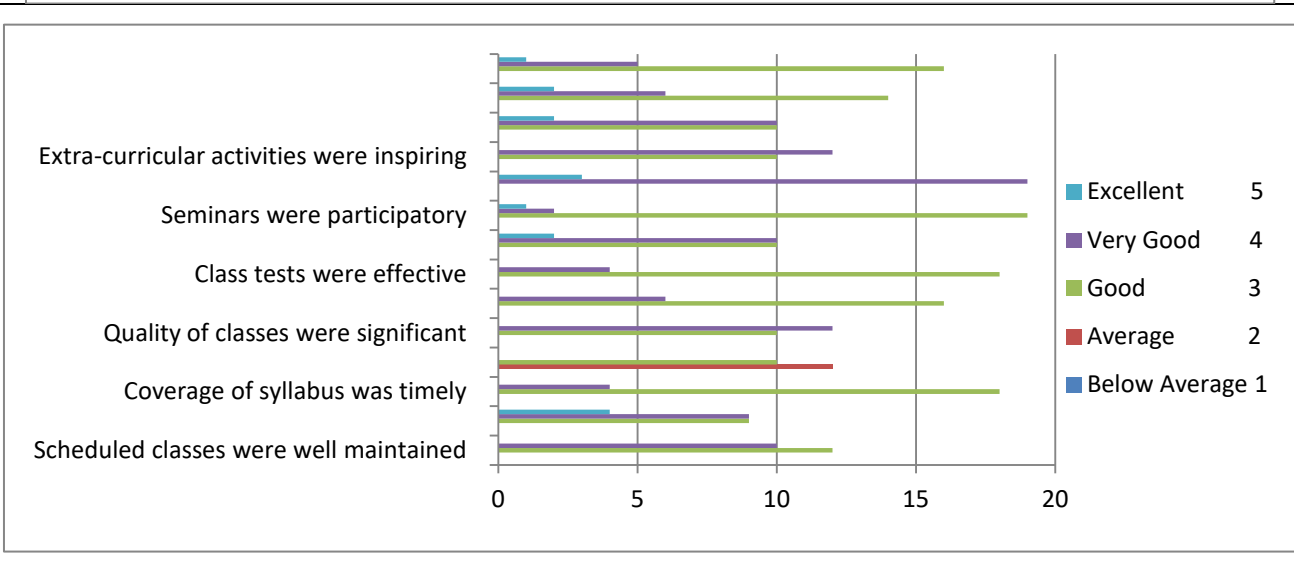
This report presents an analysis of Student feedback collected for the History Department, focusing on 21 responses. The feedback indicates a positive perception of the department's performance, with results ranging from "Average" to "Good."

3 Geography



The feedback received from students for the Geography Department indicates a high level of satisfaction and appreciation for the department's performance. The accolades received for teaching excellence, curriculum relevance, faculty support, and facilities highlight the department's commitment to providing a high-quality educational experience that meets and exceeds students' expectations.

4 English



The feedback received from students for the English Department indicates a high level of satisfaction and appreciation for the department's performance. The accolades received for teaching excellence, curriculum relevance, faculty support, and facilities highlight the department's commitment to providing a high-quality educational experience that meets and exceeds students' expectations.

5	Commerce	<p>Horizontal bar chart showing student feedback for the Commerce Department. The x-axis represents the number of responses (0 to 3.5). The legend indicates: Excellent (5), Very Good (4), Good (3), Average (2), Below Average (1).</p> <table border="1"> <thead> <tr> <th>Category</th> <th>Excellent (5)</th> <th>Very Good (4)</th> <th>Good (3)</th> <th>Average (2)</th> <th>Below Average (1)</th> </tr> </thead> <tbody> <tr> <td>Extra-curricular activities were inspiring</td> <td>0</td> <td>1.0</td> <td>1.0</td> <td>1.0</td> <td>0</td> </tr> <tr> <td>Seminars were participatory</td> <td>0.5</td> <td>0.5</td> <td>1.0</td> <td>0</td> <td>0</td> </tr> <tr> <td>Class tests were effective</td> <td>0</td> <td>1.0</td> <td>1.0</td> <td>0</td> <td>0</td> </tr> <tr> <td>Quality of classes were significant</td> <td>0</td> <td>0.5</td> <td>0.5</td> <td>1.0</td> <td>0</td> </tr> <tr> <td>Coverage of syllabus was timely</td> <td>0</td> <td>0.5</td> <td>0.5</td> <td>1.0</td> <td>0</td> </tr> <tr> <td>Scheduled classes were well maintained</td> <td>0</td> <td>0</td> <td>0</td> <td>0</td> <td>3.0</td> </tr> </tbody> </table>	Category	Excellent (5)	Very Good (4)	Good (3)	Average (2)	Below Average (1)	Extra-curricular activities were inspiring	0	1.0	1.0	1.0	0	Seminars were participatory	0.5	0.5	1.0	0	0	Class tests were effective	0	1.0	1.0	0	0	Quality of classes were significant	0	0.5	0.5	1.0	0	Coverage of syllabus was timely	0	0.5	0.5	1.0	0	Scheduled classes were well maintained	0	0	0	0	3.0	<p>This report presents an analysis of students' feedback collected for the Commerce Department, focusing on 03 responses. The feedback indicates a positive perception of the department's performance, with results ranging from "Good" to "Very Good" to "Excellent."</p>
Category	Excellent (5)	Very Good (4)	Good (3)	Average (2)	Below Average (1)																																								
Extra-curricular activities were inspiring	0	1.0	1.0	1.0	0																																								
Seminars were participatory	0.5	0.5	1.0	0	0																																								
Class tests were effective	0	1.0	1.0	0	0																																								
Quality of classes were significant	0	0.5	0.5	1.0	0																																								
Coverage of syllabus was timely	0	0.5	0.5	1.0	0																																								
Scheduled classes were well maintained	0	0	0	0	3.0																																								
6	Sanskrit	<p>Horizontal bar chart showing student feedback for the Sanskrit Department. The x-axis represents the number of responses (0 to 8). The legend indicates: Excellent (5), Very Good (4), Good (3), Average (2), Below Average (1).</p> <table border="1"> <thead> <tr> <th>Category</th> <th>Excellent (5)</th> <th>Very Good (4)</th> <th>Good (3)</th> <th>Average (2)</th> <th>Below Average (1)</th> </tr> </thead> <tbody> <tr> <td>Extra-curricular activities were inspiring</td> <td>1</td> <td>1</td> <td>1</td> <td>1</td> <td>1</td> </tr> <tr> <td>Seminars were participatory</td> <td>2</td> <td>2</td> <td>2</td> <td>2</td> <td>2</td> </tr> <tr> <td>Class tests were effective</td> <td>1</td> <td>1</td> <td>1</td> <td>1</td> <td>1</td> </tr> <tr> <td>Quality of classes were significant</td> <td>1</td> <td>1</td> <td>1</td> <td>1</td> <td>1</td> </tr> <tr> <td>Coverage of syllabus was timely</td> <td>1</td> <td>1</td> <td>1</td> <td>1</td> <td>1</td> </tr> <tr> <td>Scheduled classes were well maintained</td> <td>1</td> <td>1</td> <td>1</td> <td>1</td> <td>1</td> </tr> </tbody> </table>	Category	Excellent (5)	Very Good (4)	Good (3)	Average (2)	Below Average (1)	Extra-curricular activities were inspiring	1	1	1	1	1	Seminars were participatory	2	2	2	2	2	Class tests were effective	1	1	1	1	1	Quality of classes were significant	1	1	1	1	1	Coverage of syllabus was timely	1	1	1	1	1	Scheduled classes were well maintained	1	1	1	1	1	<p>This report presents an analysis of student feedback collected for the Sanskrit Department, focusing on 12 responses. The feedback indicates a positive perception of the department's performance, with results ranging from "Good" to "Very Good" to "Excellent."</p>
Category	Excellent (5)	Very Good (4)	Good (3)	Average (2)	Below Average (1)																																								
Extra-curricular activities were inspiring	1	1	1	1	1																																								
Seminars were participatory	2	2	2	2	2																																								
Class tests were effective	1	1	1	1	1																																								
Quality of classes were significant	1	1	1	1	1																																								
Coverage of syllabus was timely	1	1	1	1	1																																								
Scheduled classes were well maintained	1	1	1	1	1																																								

7	Bengali	<p>Help from office staffs were sufficient</p> <p>Assistance from the library was regular</p> <p>Extra-curricular activities were inspiring</p> <p>Guidance and counseling were responsive</p> <p>Seminars were participatory</p> <p>Assignments were thoughtful</p> <p>Class tests were effective</p> <p>Study materials were useful</p> <p>Quality of classes were significant</p> <p>Coverage of syllabus was timely</p> <p>Duration of classes were duly followed</p> <p>Scheduled classes were well maintained</p> <p> ■ Excellent 5 ■ Very Good 4 ■ Good 3 ■ Average 2 ■ Below Average 1 </p>	<p>This report presents an analysis of student feedback collected for the Bengali Department, focusing on 43 responses. The feedback indicates a satisfactory to very good level of satisfaction with the department's performance.</p>
8	Political Science	<p>Help from office staffs were sufficient</p> <p>Assistance from the library was regular</p> <p>Extra-curricular activities were inspiring</p> <p>Guidance and counseling were responsive</p> <p>Seminars were participatory</p> <p>Assignments were thoughtful</p> <p>Class tests were effective</p> <p>Study materials were useful</p> <p>Quality of classes were significant</p> <p>Use of Teaching Aids and ICT were...</p> <p>Coverage of syllabus was timely</p> <p>Duration of classes were duly followed</p> <p>Scheduled classes were well maintained</p> <p> ■ Excellent 5 ■ Very Good 4 ■ Good 3 ■ Average 2 ■ Below Average 1 </p>	<p>The feedback received from students for the political Science Department indicates a generally positive perception and satisfaction with the department's performance. While the majority of feedback falls within the "Very Good" and "Satisfactory" categories, there is room for improvement in certain areas to elevate the department's performance further.</p>

9	College Overall	<table border="1"> <caption>Estimated Data for Student Feedback Chart</caption> <thead> <tr> <th>Parameter</th> <th>Below Average 1</th> <th>Average 2</th> <th>Good 3</th> <th>Very Good 4</th> <th>Excellent 5</th> </tr> </thead> <tbody> <tr> <td>Help from office staffs were sufficient</td> <td>5</td> <td>15</td> <td>50</td> <td>30</td> <td>10</td> </tr> <tr> <td>Assistance from the library was regular</td> <td>5</td> <td>10</td> <td>80</td> <td>5</td> <td>0</td> </tr> <tr> <td>Extra-curricular activities were inspiring</td> <td>5</td> <td>15</td> <td>60</td> <td>20</td> <td>0</td> </tr> <tr> <td>Guidance and counseling were responsive</td> <td>5</td> <td>10</td> <td>65</td> <td>20</td> <td>0</td> </tr> <tr> <td>Seminars were participatory</td> <td>5</td> <td>15</td> <td>65</td> <td>15</td> <td>0</td> </tr> <tr> <td>Assignments were thoughtful</td> <td>10</td> <td>30</td> <td>45</td> <td>15</td> <td>0</td> </tr> <tr> <td>Class tests were effective</td> <td>5</td> <td>10</td> <td>60</td> <td>25</td> <td>0</td> </tr> <tr> <td>Study materials were useful</td> <td>5</td> <td>10</td> <td>70</td> <td>15</td> <td>0</td> </tr> <tr> <td>Quality of classes were significant</td> <td>5</td> <td>10</td> <td>70</td> <td>15</td> <td>0</td> </tr> <tr> <td>Coverage of syllabus was timely</td> <td>5</td> <td>20</td> <td>65</td> <td>10</td> <td>0</td> </tr> <tr> <td>Duration of classes were duly followed</td> <td>10</td> <td>15</td> <td>50</td> <td>25</td> <td>0</td> </tr> <tr> <td>Scheduled classes were well maintained</td> <td>10</td> <td>30</td> <td>55</td> <td>5</td> <td>0</td> </tr> </tbody> </table>	Parameter	Below Average 1	Average 2	Good 3	Very Good 4	Excellent 5	Help from office staffs were sufficient	5	15	50	30	10	Assistance from the library was regular	5	10	80	5	0	Extra-curricular activities were inspiring	5	15	60	20	0	Guidance and counseling were responsive	5	10	65	20	0	Seminars were participatory	5	15	65	15	0	Assignments were thoughtful	10	30	45	15	0	Class tests were effective	5	10	60	25	0	Study materials were useful	5	10	70	15	0	Quality of classes were significant	5	10	70	15	0	Coverage of syllabus was timely	5	20	65	10	0	Duration of classes were duly followed	10	15	50	25	0	Scheduled classes were well maintained	10	30	55	5	0	<p>The feedback received from students across various parameters indicates a generally positive perception of the college's performance. While the majority of feedback is positive, there are areas that require attention and improvement to enhance the overall satisfaction levels further.</p>
Parameter	Below Average 1	Average 2	Good 3	Very Good 4	Excellent 5																																																																												
Help from office staffs were sufficient	5	15	50	30	10																																																																												
Assistance from the library was regular	5	10	80	5	0																																																																												
Extra-curricular activities were inspiring	5	15	60	20	0																																																																												
Guidance and counseling were responsive	5	10	65	20	0																																																																												
Seminars were participatory	5	15	65	15	0																																																																												
Assignments were thoughtful	10	30	45	15	0																																																																												
Class tests were effective	5	10	60	25	0																																																																												
Study materials were useful	5	10	70	15	0																																																																												
Quality of classes were significant	5	10	70	15	0																																																																												
Coverage of syllabus was timely	5	20	65	10	0																																																																												
Duration of classes were duly followed	10	15	50	25	0																																																																												
Scheduled classes were well maintained	10	30	55	5	0																																																																												
10	Conclusion	<p>This report offers a comprehensive overview of the student feedback received across different parameters related to the college's performance. It serves as a valuable resource for the college administration, faculty, and stakeholders to understand student perceptions, identify strengths and areas for improvement, and make informed decisions to enhance the overall educational experience and satisfaction levels within the college community.</p>																																																																															

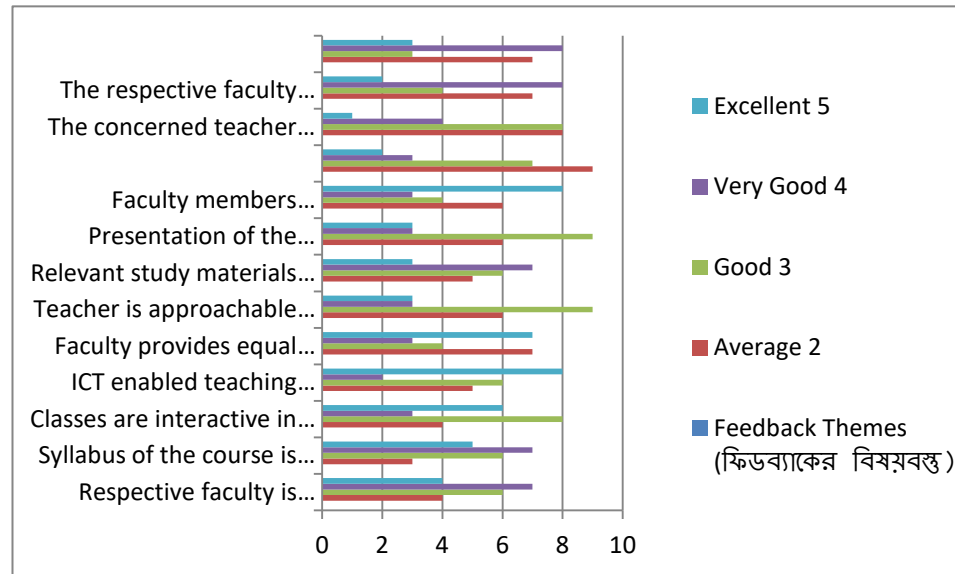
Students Feedback Form for Teachers' Evaluation
Hiralal Bhakat College
Nalhati, Birbhum
Academic Year: 2018-2019

Analyzing student's feedback against specific parameters such as class routine, regularity, library staff cooperation, cleanliness, hygiene, approachability of principal, office staff cooperation, and teacher approachability reflects valuable insights into areas of strength and opportunities for improvement. By adopting a systematic approach to data analysis, our colleges can effectively address students' concerns, enhance the overall educational experience, and build trust within the educational community. Students' feedback analysis of each departments as well as the college has been summarized as below:

Sl. No.	Departments	Feedback Scenarios	Remarks																																																																																				
1	Philosophy (Swapan Saha)	<p>The chart displays the following approximate data for each scenario:</p> <table border="1"> <thead> <tr> <th>Scenario</th> <th>Summation (Orange)</th> <th>Excellent 5 (Blue)</th> <th>Very Good 4 (Purple)</th> <th>Good 3 (Green)</th> <th>Average 2 (Red)</th> <th>Below Average 1 (Dark Blue)</th> </tr> </thead> <tbody> <tr> <td>The respective faculty takes regular...</td> <td>12</td> <td>1</td> <td>4</td> <td>5</td> <td>2</td> <td>0</td> </tr> <tr> <td>The concerned teacher provides...</td> <td>12</td> <td>1</td> <td>4</td> <td>5</td> <td>2</td> <td>0</td> </tr> <tr> <td>Faculty members facilitate the...</td> <td>12</td> <td>1</td> <td>4</td> <td>5</td> <td>2</td> <td>0</td> </tr> <tr> <td>Presentation of the concerned...</td> <td>12</td> <td>1</td> <td>4</td> <td>5</td> <td>2</td> <td>0</td> </tr> <tr> <td>Relevant study materials are...</td> <td>12</td> <td>1</td> <td>4</td> <td>5</td> <td>2</td> <td>0</td> </tr> <tr> <td>Teacher is approachable for various...</td> <td>12</td> <td>1</td> <td>4</td> <td>5</td> <td>2</td> <td>0</td> </tr> <tr> <td>Faculty provides equal attention to all...</td> <td>12</td> <td>1</td> <td>4</td> <td>5</td> <td>2</td> <td>0</td> </tr> <tr> <td>ICT enabled teaching tools are used...</td> <td>12</td> <td>1</td> <td>4</td> <td>5</td> <td>2</td> <td>0</td> </tr> <tr> <td>Classes are interactive in nature</td> <td>12</td> <td>1</td> <td>4</td> <td>5</td> <td>2</td> <td>0</td> </tr> <tr> <td>Syllabus of the course is completed...</td> <td>12</td> <td>1</td> <td>4</td> <td>5</td> <td>2</td> <td>0</td> </tr> <tr> <td>Respective faculty is regular and...</td> <td>12</td> <td>1</td> <td>4</td> <td>5</td> <td>2</td> <td>0</td> </tr> </tbody> </table>	Scenario	Summation (Orange)	Excellent 5 (Blue)	Very Good 4 (Purple)	Good 3 (Green)	Average 2 (Red)	Below Average 1 (Dark Blue)	The respective faculty takes regular...	12	1	4	5	2	0	The concerned teacher provides...	12	1	4	5	2	0	Faculty members facilitate the...	12	1	4	5	2	0	Presentation of the concerned...	12	1	4	5	2	0	Relevant study materials are...	12	1	4	5	2	0	Teacher is approachable for various...	12	1	4	5	2	0	Faculty provides equal attention to all...	12	1	4	5	2	0	ICT enabled teaching tools are used...	12	1	4	5	2	0	Classes are interactive in nature	12	1	4	5	2	0	Syllabus of the course is completed...	12	1	4	5	2	0	Respective faculty is regular and...	12	1	4	5	2	0	Students feedback for individual teacher in Philosophy department based on a rating scale ranging from "Below Average" to "Excellent" against specific parameters has been analyzed. Here the overall reflection of the concerned parents indicates a satisfactory level. Some below rating feedbacks are also indicates some weaknesses which must be overcome very soon from our college end.
Scenario	Summation (Orange)	Excellent 5 (Blue)	Very Good 4 (Purple)	Good 3 (Green)	Average 2 (Red)	Below Average 1 (Dark Blue)																																																																																	
The respective faculty takes regular...	12	1	4	5	2	0																																																																																	
The concerned teacher provides...	12	1	4	5	2	0																																																																																	
Faculty members facilitate the...	12	1	4	5	2	0																																																																																	
Presentation of the concerned...	12	1	4	5	2	0																																																																																	
Relevant study materials are...	12	1	4	5	2	0																																																																																	
Teacher is approachable for various...	12	1	4	5	2	0																																																																																	
Faculty provides equal attention to all...	12	1	4	5	2	0																																																																																	
ICT enabled teaching tools are used...	12	1	4	5	2	0																																																																																	
Classes are interactive in nature	12	1	4	5	2	0																																																																																	
Syllabus of the course is completed...	12	1	4	5	2	0																																																																																	
Respective faculty is regular and...	12	1	4	5	2	0																																																																																	

2

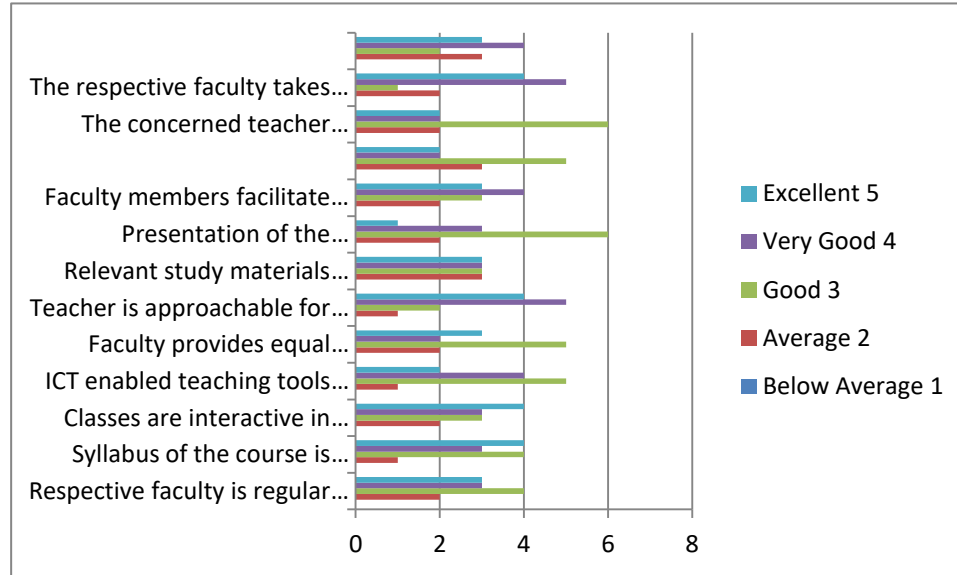
History (Amrita Biswas)



Students feedback for individual teacher in Philosophy department based on a rating scale ranging from "Below Average" to "Excellent" against specific parameters has been analyzed. This report presents an analysis of student feedback collected for the History Department, focusing on 21 responses. The feedback indicates a positive perception of the department's performance, with results ranging from "Good" to "Very Good."

3

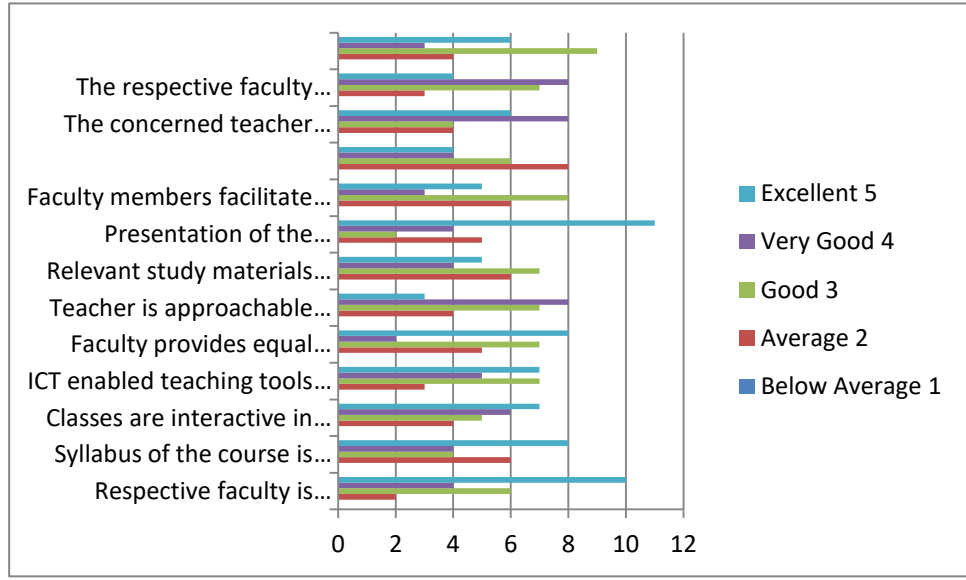
Geography
(Indranil Mondal)



Students feedback for individual teacher in geography department based on a rating scale ranging from "Below Average" to "Excellent" against specific parameters has been analyzed. The feedback received from students for the Geography Department indicates a high level of satisfaction and appreciation for the department's performance. The accolades received for teaching excellence, curriculum relevance, faculty support, and facilities highlight the department's commitment to providing a high-quality educational experience that meets and exceeds parents' expectations.

4

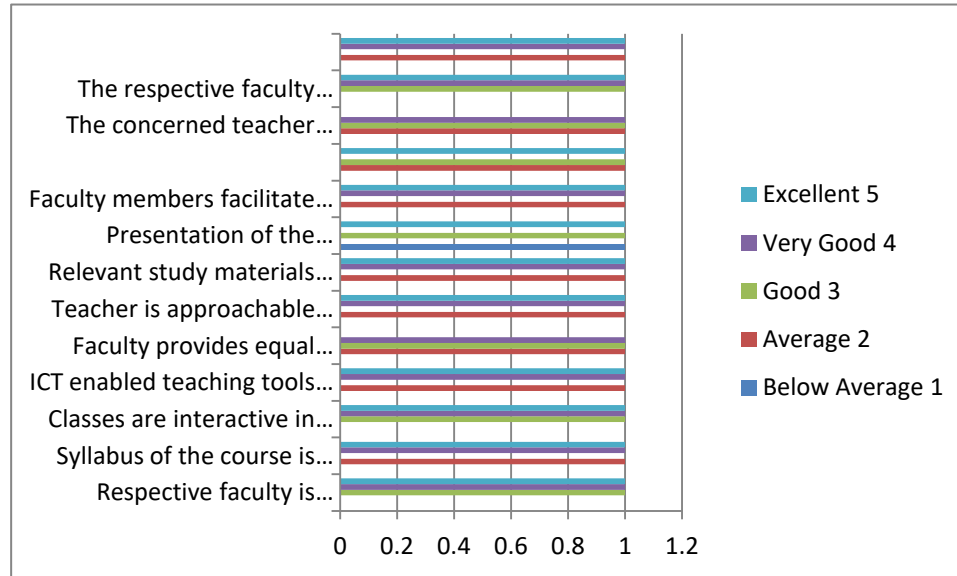
English
(Suddhasattwa
Banerjee)



Students feedback for individual teacher in english department based on a rating scale ranging from "Below Average" to "Excellent" against specific parameters has been analyzed. The feedback received from students for the English Department indicates a high level of satisfaction and appreciation for the department's performance. The accolades received for teaching excellence, curriculum relevance, faculty support, and facilities highlight the department's commitment to providing a high-quality educational experience that meets and exceeds parents' expectations.

5

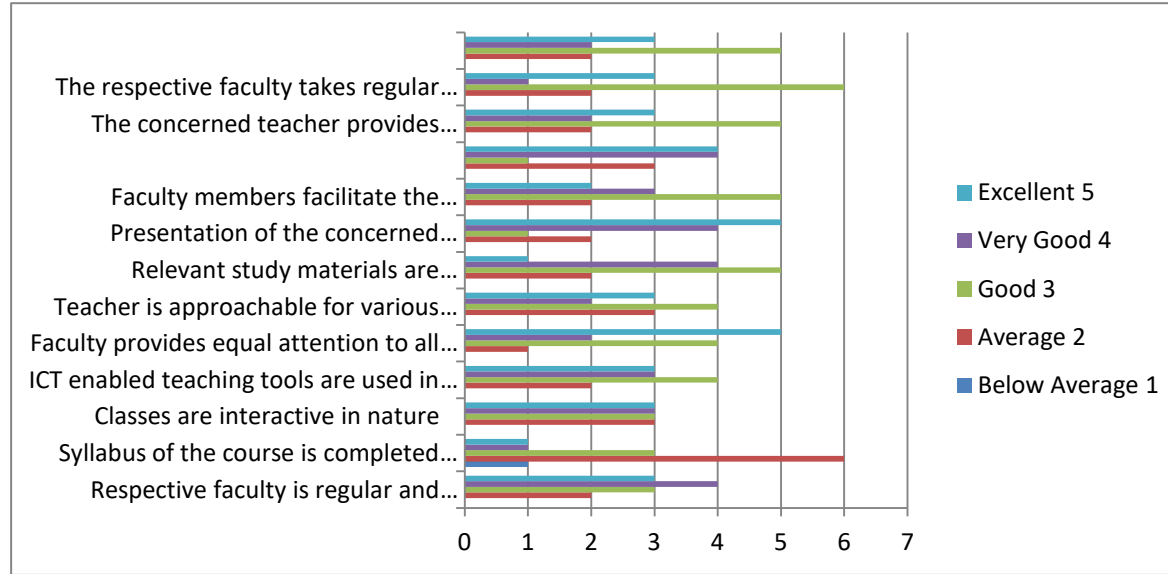
Commerce
(Salil Kumar
Sengupta)



Students feedback for individual teacher in Commerce department based on a rating scale ranging from "Below Average" to "Excellent" against specific parameters has been analyzed. This report students an analysis of parents' feedback collected for the Commerce Department, focusing on 03 responses. The feedback indicates a positive perception of the department's performance, with results ranging from "Good" to "Very Good" to "Excellent."

6

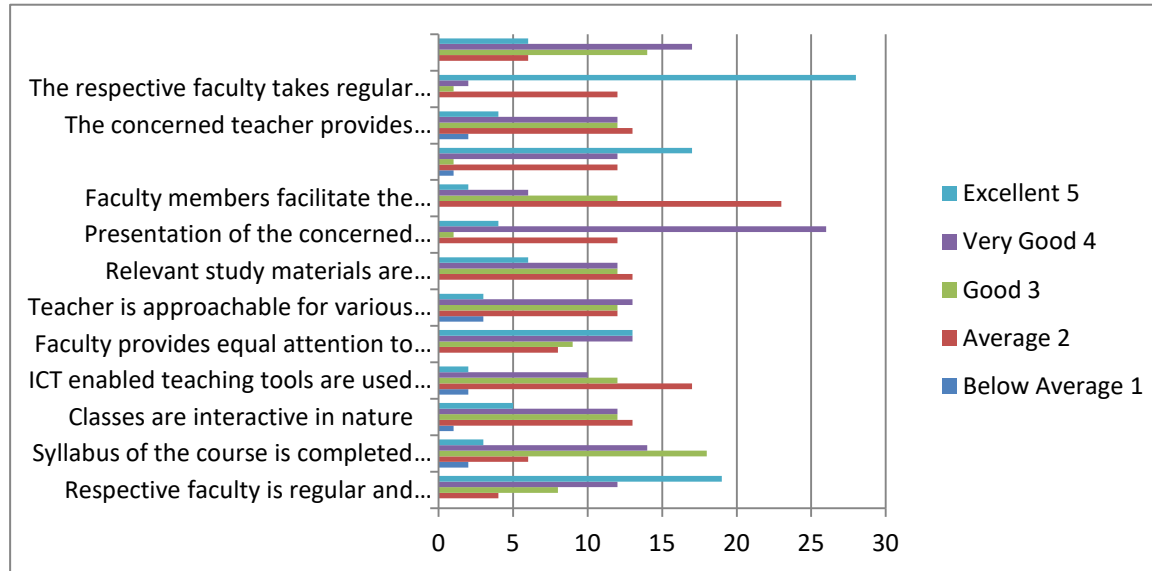
Sanskrit (Ayantika Sarkar)



Students feedback for individual teacher in Sanskrit department based on a rating scale ranging from "Below Average" to "Excellent" against specific parameters has been analyzed. This report students an analysis of parent feedback collected for the Sanskrit Department, focusing on 12 responses. The feedback indicates a positive perception of the department's performance, with results ranging from "Good" to "Very Good" to "Excellent."

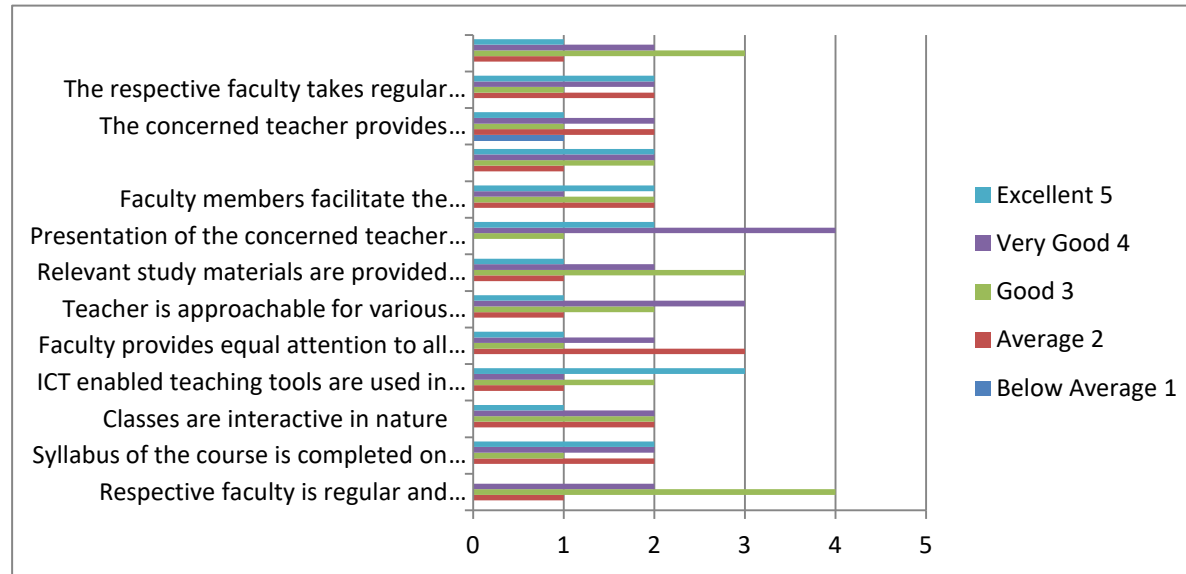
7

Bengali (Pinki Das)



Students feedback for individual teacher in Bengali department based on a rating scale ranging from "Below Average" to "Excellent" against specific parameters has been analyzed. This report presents an analysis of student feedback collected for the Bengali Department, focusing on 43 responses. The feedback indicates a satisfactory to very good level of satisfaction with the department's performance.

Political Science(Syed Manuaruz Zaman)



Students feedback for individual teacher in Political Science department based on a rating scale ranging from "Below Average" to "Excellent" against specific parameters has been analyzed. The feedback received from students for the political Science Department indicates a generally positive perception and satisfaction with the department's performance. While the majority of feedback falls within the "Very Good" and "Satisfactory" categories, there is room for improvement in certain areas to elevate the department's performance further.

9	College Overall	<table border="1"> <caption>Estimated Data from Student Feedback Chart</caption> <thead> <tr> <th>Parameter</th> <th>Excellent 5</th> <th>Very Good 4</th> <th>Good 3</th> <th>Average 2</th> <th>Below Average 1</th> </tr> </thead> <tbody> <tr> <td>The respective faculty takes regular...</td> <td>25</td> <td>40</td> <td>30</td> <td>25</td> <td>45</td> </tr> <tr> <td>The concerned teacher provides...</td> <td>18</td> <td>35</td> <td>42</td> <td>30</td> <td>2</td> </tr> <tr> <td>Faculty members facilitate the...</td> <td>25</td> <td>38</td> <td>38</td> <td>45</td> <td>2</td> </tr> <tr> <td>Presentation of the concerned...</td> <td>28</td> <td>48</td> <td>28</td> <td>28</td> <td>2</td> </tr> <tr> <td>Relevant study materials are...</td> <td>20</td> <td>38</td> <td>40</td> <td>32</td> <td>2</td> </tr> <tr> <td>Teacher is approachable for various...</td> <td>18</td> <td>40</td> <td>40</td> <td>30</td> <td>2</td> </tr> <tr> <td>Faculty provides equal attention to...</td> <td>38</td> <td>35</td> <td>35</td> <td>30</td> <td>2</td> </tr> <tr> <td>ICT enabled teaching tools are used...</td> <td>28</td> <td>30</td> <td>40</td> <td>30</td> <td>2</td> </tr> <tr> <td>Classes are interactive in nature</td> <td>28</td> <td>35</td> <td>38</td> <td>30</td> <td>2</td> </tr> <tr> <td>Syllabus of the course is completed...</td> <td>25</td> <td>38</td> <td>40</td> <td>28</td> <td>2</td> </tr> </tbody> </table>	Parameter	Excellent 5	Very Good 4	Good 3	Average 2	Below Average 1	The respective faculty takes regular...	25	40	30	25	45	The concerned teacher provides...	18	35	42	30	2	Faculty members facilitate the...	25	38	38	45	2	Presentation of the concerned...	28	48	28	28	2	Relevant study materials are...	20	38	40	32	2	Teacher is approachable for various...	18	40	40	30	2	Faculty provides equal attention to...	38	35	35	30	2	ICT enabled teaching tools are used...	28	30	40	30	2	Classes are interactive in nature	28	35	38	30	2	Syllabus of the course is completed...	25	38	40	28	2	<p>Students feedback for individual teacher in Political Science department based on a rating scale ranging from "Below Average" to "Excellent" against specific parameters has been analyzed. The feedback received from students across various parameters indicates a generally positive perception of the college's performance. While the majority of feedback is positive, there are areas that require attention and improvement to enhance the overall satisfaction levels further.</p>
Parameter	Excellent 5	Very Good 4	Good 3	Average 2	Below Average 1																																																																
The respective faculty takes regular...	25	40	30	25	45																																																																
The concerned teacher provides...	18	35	42	30	2																																																																
Faculty members facilitate the...	25	38	38	45	2																																																																
Presentation of the concerned...	28	48	28	28	2																																																																
Relevant study materials are...	20	38	40	32	2																																																																
Teacher is approachable for various...	18	40	40	30	2																																																																
Faculty provides equal attention to...	38	35	35	30	2																																																																
ICT enabled teaching tools are used...	28	30	40	30	2																																																																
Classes are interactive in nature	28	35	38	30	2																																																																
Syllabus of the course is completed...	25	38	40	28	2																																																																
10	Conclusion	<p>This report offers a comprehensive overview of the parent feedback received across different parameters related to the college's performance. It serves as a valuable resource for the college administration, faculty, and stakeholders to understand parent perceptions, identify strengths and areas for improvement, and make informed decisions to enhance the overall educational experience and satisfaction levels within the college community.</p>																																																																			

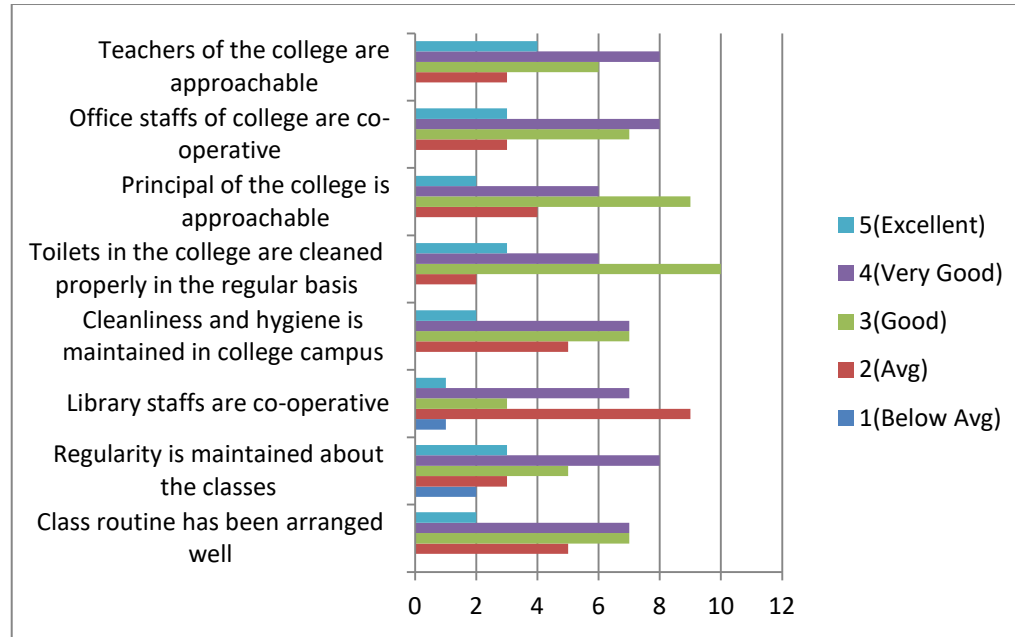
Parents' Feedback Analysis 2018-19
Hiralal Bhakat College
Nalhati, Birbhum

Analyzing parents' feedback against specific parameters such as class routine, regularity, library staff cooperation, cleanliness, hygiene, approachability of principal, office staff cooperation, and teacher approachability reflects valuable insights into areas of strength and opportunities for improvement. By adopting a systematic approach to data analysis, our colleges can effectively address parents' concerns, enhance the overall educational experience, and build trust within the educational community. Parents' feedback analysis of each departments as well as the college has been summarized as below:

Sl. No.	Departments	Feedback Scenarios	Remarks																																																						
1	Philosophy	<table border="1" style="display: none;"> <caption>Feedback Data for Philosophy Department</caption> <thead> <tr> <th>Scenario</th> <th>Rating 1 (Below Avg)</th> <th>Rating 2 (Avg)</th> <th>Rating 3 (Good)</th> <th>Rating 4 (Very Good)</th> <th>Rating 5 (Excellent)</th> </tr> </thead> <tbody> <tr> <td>Teachers of the college are approachable</td> <td>0</td> <td>1</td> <td>4</td> <td>5</td> <td>2</td> </tr> <tr> <td>Office staffs of college are co-operative</td> <td>0</td> <td>1</td> <td>4</td> <td>5</td> <td>2</td> </tr> <tr> <td>Principal of the college is approachable</td> <td>0</td> <td>1</td> <td>5</td> <td>4</td> <td>1</td> </tr> <tr> <td>Toilets in the college are cleaned properly in the regular basis</td> <td>0</td> <td>1</td> <td>6</td> <td>3</td> <td>2</td> </tr> <tr> <td>Cleanliness and hygiene is maintained in college campus</td> <td>0</td> <td>1</td> <td>6</td> <td>4</td> <td>1</td> </tr> <tr> <td>Library staffs are co-operative</td> <td>0</td> <td>5</td> <td>4</td> <td>3</td> <td>0</td> </tr> <tr> <td>Regularity is maintained about the classes</td> <td>0</td> <td>1</td> <td>3</td> <td>5</td> <td>2</td> </tr> <tr> <td>Class routine has been arranged well</td> <td>0</td> <td>2</td> <td>3</td> <td>6</td> <td>1</td> </tr> </tbody> </table>	Scenario	Rating 1 (Below Avg)	Rating 2 (Avg)	Rating 3 (Good)	Rating 4 (Very Good)	Rating 5 (Excellent)	Teachers of the college are approachable	0	1	4	5	2	Office staffs of college are co-operative	0	1	4	5	2	Principal of the college is approachable	0	1	5	4	1	Toilets in the college are cleaned properly in the regular basis	0	1	6	3	2	Cleanliness and hygiene is maintained in college campus	0	1	6	4	1	Library staffs are co-operative	0	5	4	3	0	Regularity is maintained about the classes	0	1	3	5	2	Class routine has been arranged well	0	2	3	6	1	<p>Parents' feedback in Philosophy department based on a rating scale ranging from "Below Average" to "Excellent" against specific parameters has been analyzed. Here the overall reflection of the concerned parents indicates a satisfactory level. Some below rating feedbacks are also indicates some weaknesses which must be overcome very soon from our college end.</p>
Scenario	Rating 1 (Below Avg)	Rating 2 (Avg)	Rating 3 (Good)	Rating 4 (Very Good)	Rating 5 (Excellent)																																																				
Teachers of the college are approachable	0	1	4	5	2																																																				
Office staffs of college are co-operative	0	1	4	5	2																																																				
Principal of the college is approachable	0	1	5	4	1																																																				
Toilets in the college are cleaned properly in the regular basis	0	1	6	3	2																																																				
Cleanliness and hygiene is maintained in college campus	0	1	6	4	1																																																				
Library staffs are co-operative	0	5	4	3	0																																																				
Regularity is maintained about the classes	0	1	3	5	2																																																				
Class routine has been arranged well	0	2	3	6	1																																																				

2

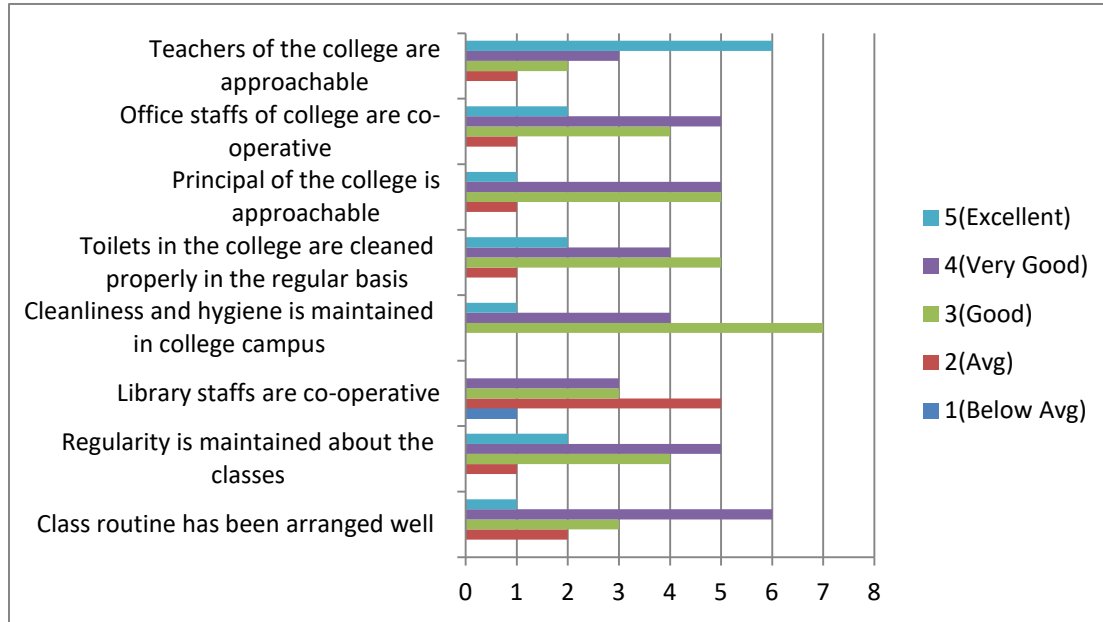
History



This report presents an analysis of parent feedback collected for the History Department, focusing on 21 responses. The feedback indicates a positive perception of the department's performance, with results ranging from "Good" to "Very Good."

3

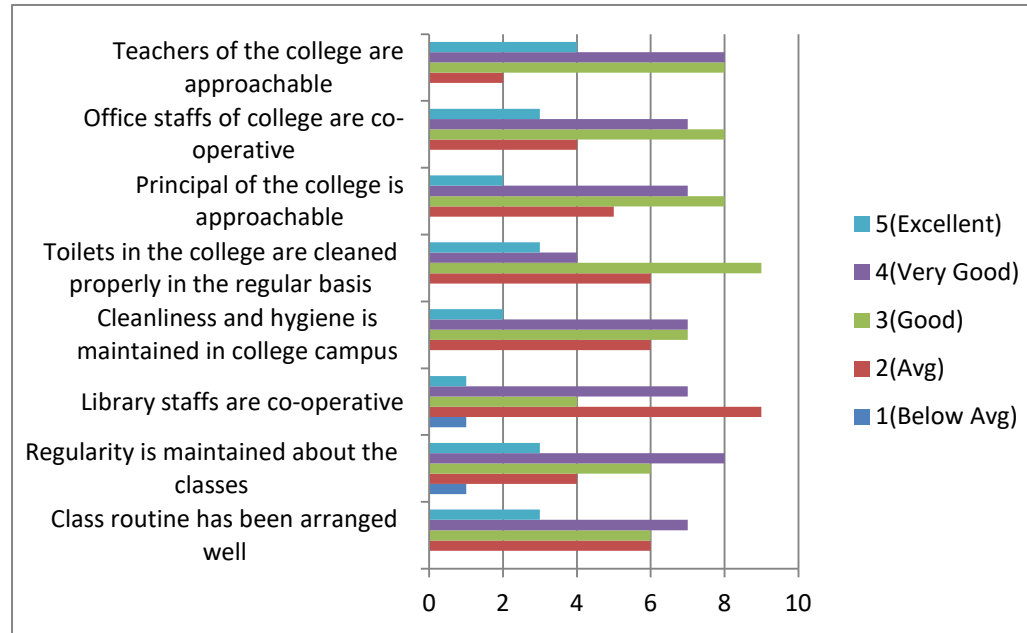
Geography



The feedback received from parents for the Geography Department indicates a high level of satisfaction and appreciation for the department's performance. The accolades received for teaching excellence, curriculum relevance, faculty support, and facilities highlight the department's commitment to providing a high-quality educational experience that meets and exceeds parents' expectations.

4

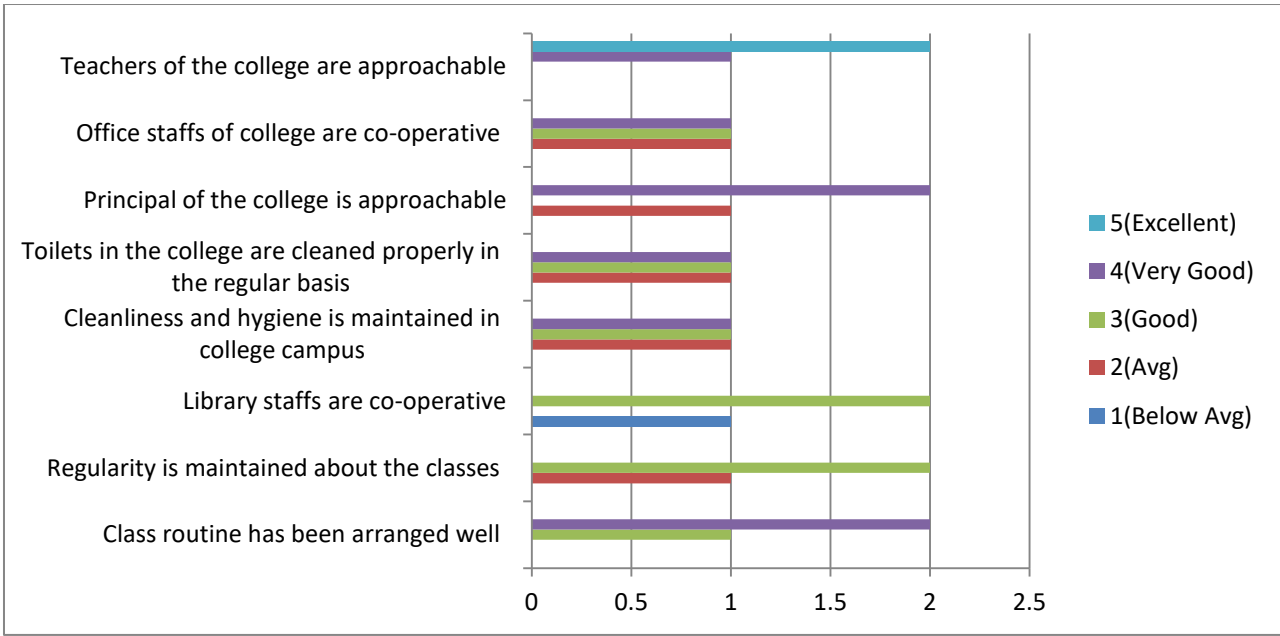
English



The feedback received from parents for the English Department indicates a high level of satisfaction and appreciation for the department's performance. The accolades received for teaching excellence, curriculum relevance, faculty support, and facilities highlight the department's commitment to providing a high-quality educational experience that meets and exceeds parents' expectations.

5

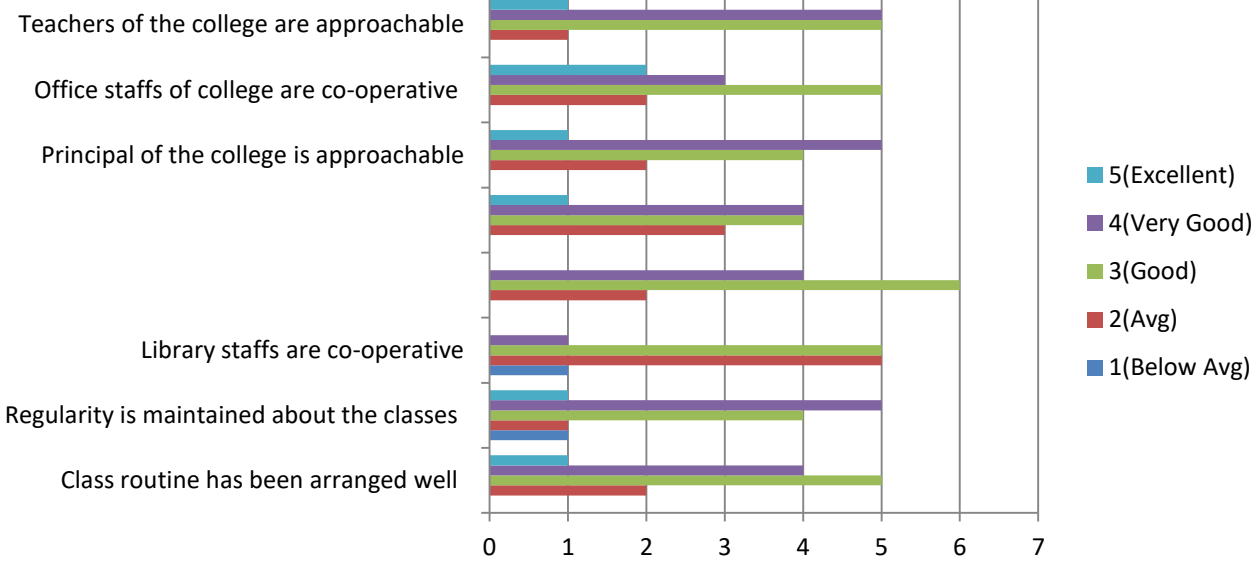
Commerce



This report presents an analysis of parents' feedback collected for the Commerce Department, focusing on 03 responses. The feedback indicates a positive perception of the department's performance, with results ranging from "Good" to "Very Good" to "Excellent."

6

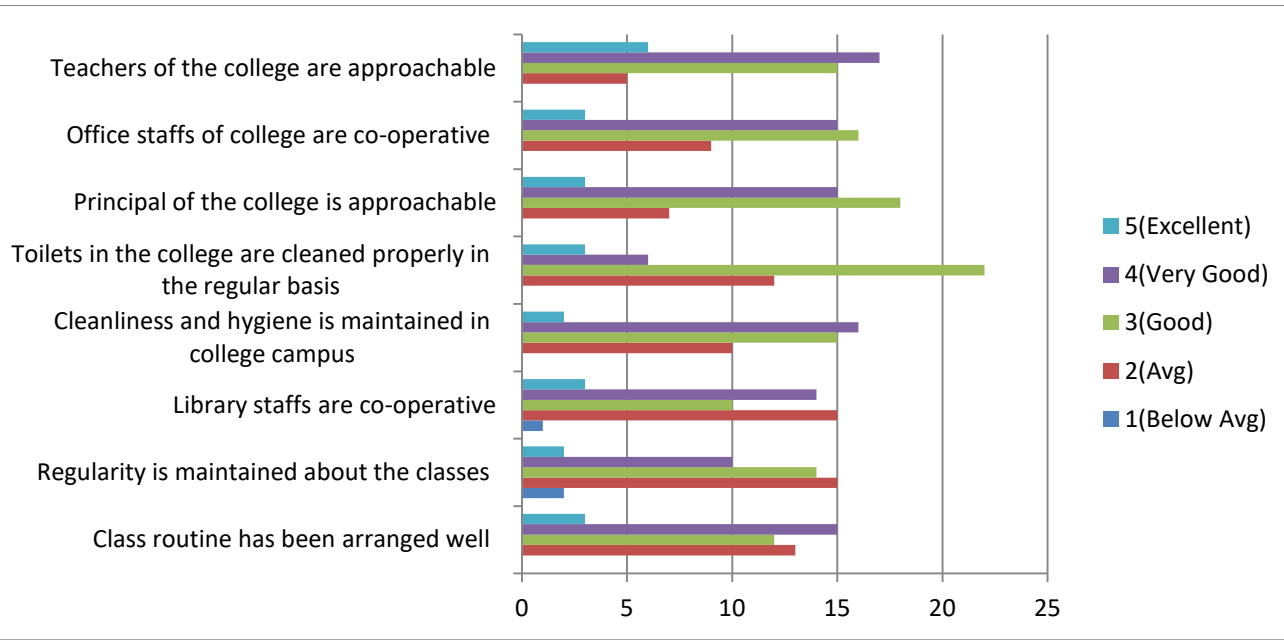
Sanskrit



This report presents an analysis of parent feedback collected for the Sanskrit Department, focusing on 12 responses. The feedback indicates a positive perception of the department's performance, with results ranging from "Good" to "Very Good" to "Excellent."

7

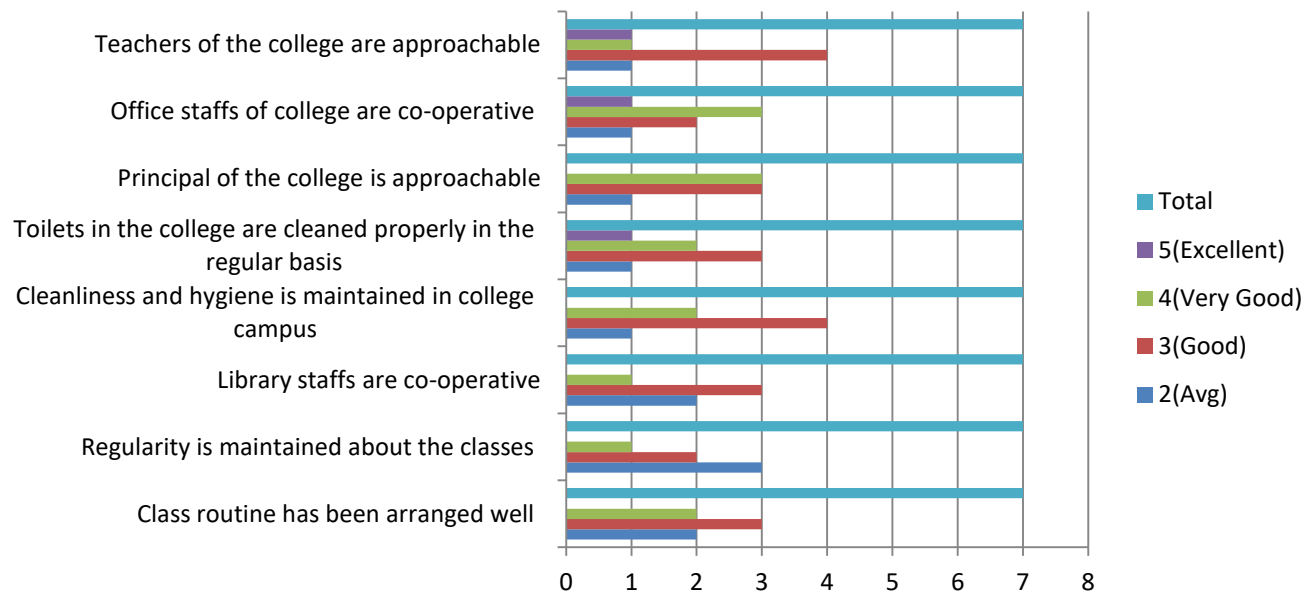
Bengali



This report presents an analysis of parent feedback collected for the Bengali Department, focusing on 43 responses. The feedback indicates a satisfactory to very good level of satisfaction with the department's performance.

8

Political Science



The feedback received from parents for the political Science Department indicates a generally positive perception and satisfaction with the department's performance. While the majority of feedback falls within the "Very Good" and "Satisfactory" categories, there is room for improvement in certain areas to elevate the department's performance further.

9	College Overall	<table border="1"> <caption>Parent Feedback Data</caption> <thead> <tr> <th>Parameter</th> <th>5 (Excellent)</th> <th>4 (Very Good)</th> <th>3 (Good)</th> <th>2 (Avg)</th> <th>1 (Below Avg)</th> </tr> </thead> <tbody> <tr> <td>Teachers of the college are approachable</td> <td>26</td> <td>48</td> <td>44</td> <td>14</td> <td>0</td> </tr> <tr> <td>Office staffs of college are co-operative</td> <td>16</td> <td>47</td> <td>47</td> <td>22</td> <td>0</td> </tr> <tr> <td>Principal of the college is approachable</td> <td>10</td> <td>47</td> <td>52</td> <td>22</td> <td>1</td> </tr> <tr> <td>Toilets in the college are cleaned properly in the regular basis</td> <td>15</td> <td>30</td> <td>60</td> <td>27</td> <td>0</td> </tr> <tr> <td>Cleanliness and hygiene is maintained in college campus</td> <td>8</td> <td>45</td> <td>53</td> <td>26</td> <td>0</td> </tr> <tr> <td>Library staffs are co-operative</td> <td>5</td> <td>36</td> <td>34</td> <td>50</td> <td>7</td> </tr> <tr> <td>Regularity is maintained about the classes</td> <td>13</td> <td>42</td> <td>40</td> <td>29</td> <td>8</td> </tr> <tr> <td>Class routine has been arranged well</td> <td>11</td> <td>49</td> <td>40</td> <td>32</td> <td>0</td> </tr> </tbody> </table>	Parameter	5 (Excellent)	4 (Very Good)	3 (Good)	2 (Avg)	1 (Below Avg)	Teachers of the college are approachable	26	48	44	14	0	Office staffs of college are co-operative	16	47	47	22	0	Principal of the college is approachable	10	47	52	22	1	Toilets in the college are cleaned properly in the regular basis	15	30	60	27	0	Cleanliness and hygiene is maintained in college campus	8	45	53	26	0	Library staffs are co-operative	5	36	34	50	7	Regularity is maintained about the classes	13	42	40	29	8	Class routine has been arranged well	11	49	40	32	0	<p>The feedback received from parents across various parameters indicates a generally positive perception of the college's performance. While the majority of feedback is positive, there are areas that require attention and improvement to enhance the overall satisfaction levels further.</p>
Parameter	5 (Excellent)	4 (Very Good)	3 (Good)	2 (Avg)	1 (Below Avg)																																																				
Teachers of the college are approachable	26	48	44	14	0																																																				
Office staffs of college are co-operative	16	47	47	22	0																																																				
Principal of the college is approachable	10	47	52	22	1																																																				
Toilets in the college are cleaned properly in the regular basis	15	30	60	27	0																																																				
Cleanliness and hygiene is maintained in college campus	8	45	53	26	0																																																				
Library staffs are co-operative	5	36	34	50	7																																																				
Regularity is maintained about the classes	13	42	40	29	8																																																				
Class routine has been arranged well	11	49	40	32	0																																																				
10	Conclusion	<p>This report offers a comprehensive overview of the parent feedback received across different parameters related to the college's performance. It serves as a valuable resource for the college administration, faculty, and stakeholders to understand parent perceptions, identify strengths and areas for improvement, and make informed decisions to enhance the overall educational experience and satisfaction levels within the college community.</p>																																																							

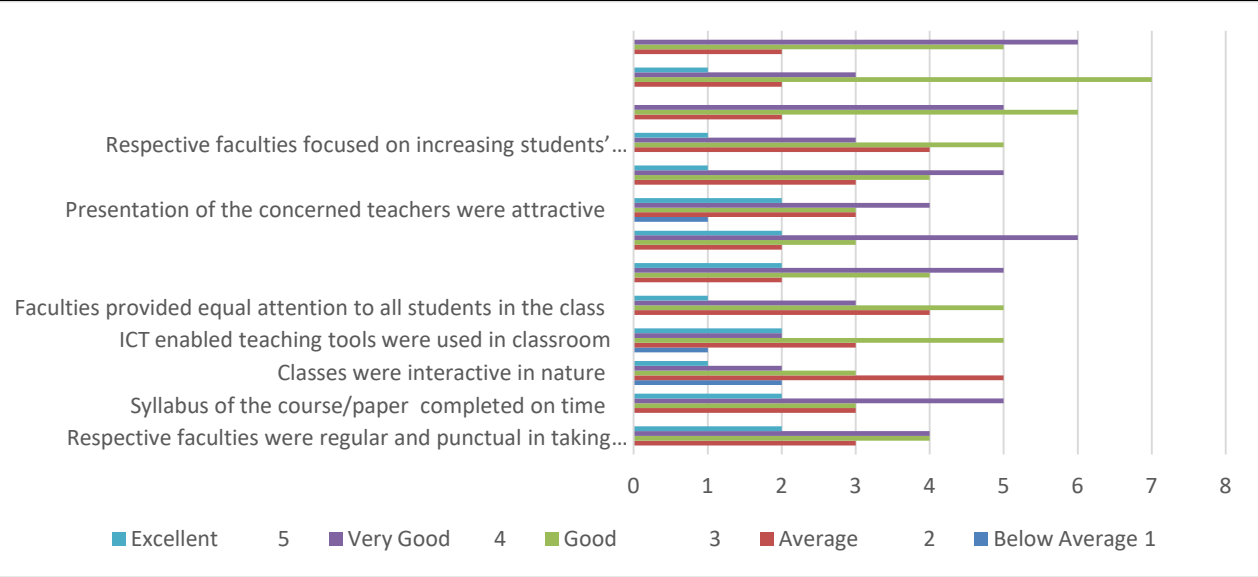
Alumni Feedback Analysis 2018-19
Hiralal Bhakat College
Nalhati, Birbhum

Analyzing Alumni feedback against specific parameters such as class routine, regularity, library staff cooperation, cleanliness, hygiene, approachability of principal, office staff cooperation, and teacher approachability reflects valuable insights into areas of strength and opportunities for improvement. By adopting a systematic approach to data analysis, our colleges can effectively address Alumni concerns, enhance the overall educational experience, and build trust within the educational community. Alumni feedback analysis of each department as well as the college has been summarized as below:

Sl. No.	Departments	Feedback Scenarios	Remarks
1	Philosophy	<p style="text-align: center;">Respective faculties focused on increasing...</p> <p style="text-align: center;">ICT enabled teaching tools were used in classroom</p> <p style="text-align: center;">Classes were interactive in nature</p> <p style="text-align: center;">Syllabus of the course/paper completed on time</p> <p style="text-align: center;">Respective faculties were regular and punctual in...</p> <p style="text-align: center;">0 1 2 3 4 5 6 7 8 9</p> <p style="text-align: center;"> ■ Excellent 5 ■ Very Good 4 ■ Good 3 ■ Average 2 ■ Below Average 1 </p>	<p>Alumni feedback in Philosophy department based on a rating scale ranging from "Below Average" to "Excellent" against specific parameters has been analyzed. Here the overall reflection of the concerned Alumni indicates a satisfactory level. Some below rating feedbacks are also indicates some weaknesses which must be overcome very soon from our college end.</p>

2

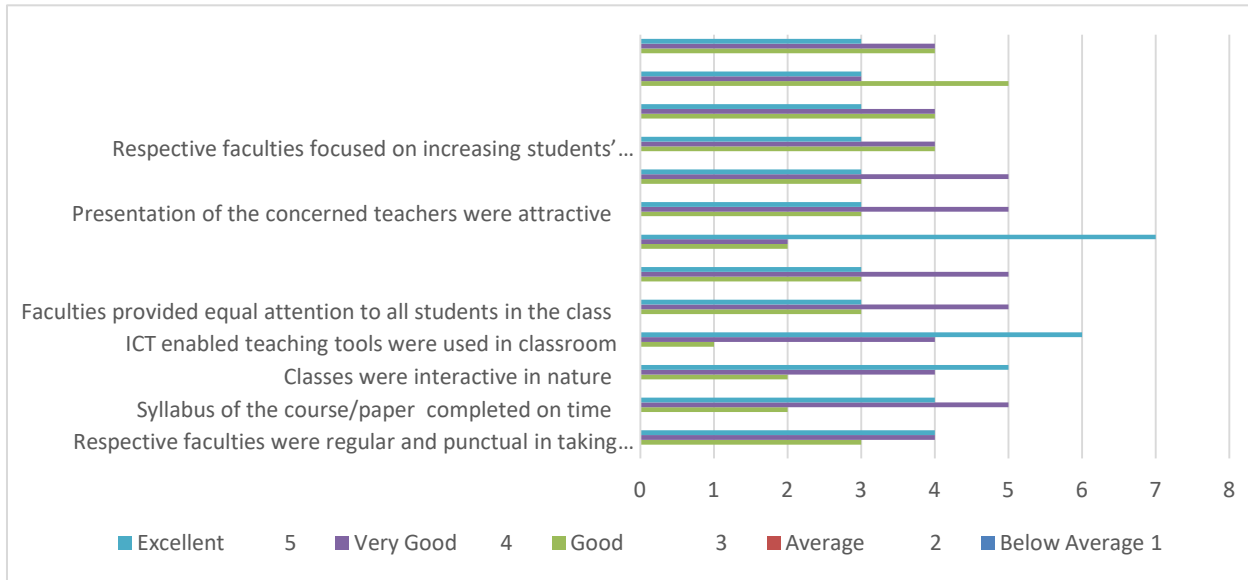
History



This report presents an analysis of Alumni feedback collected for the History Department, focusing on 13 responses. The feedback indicates a positive perception of the department's performance, with results ranging from "Good" to "Very Good."

3

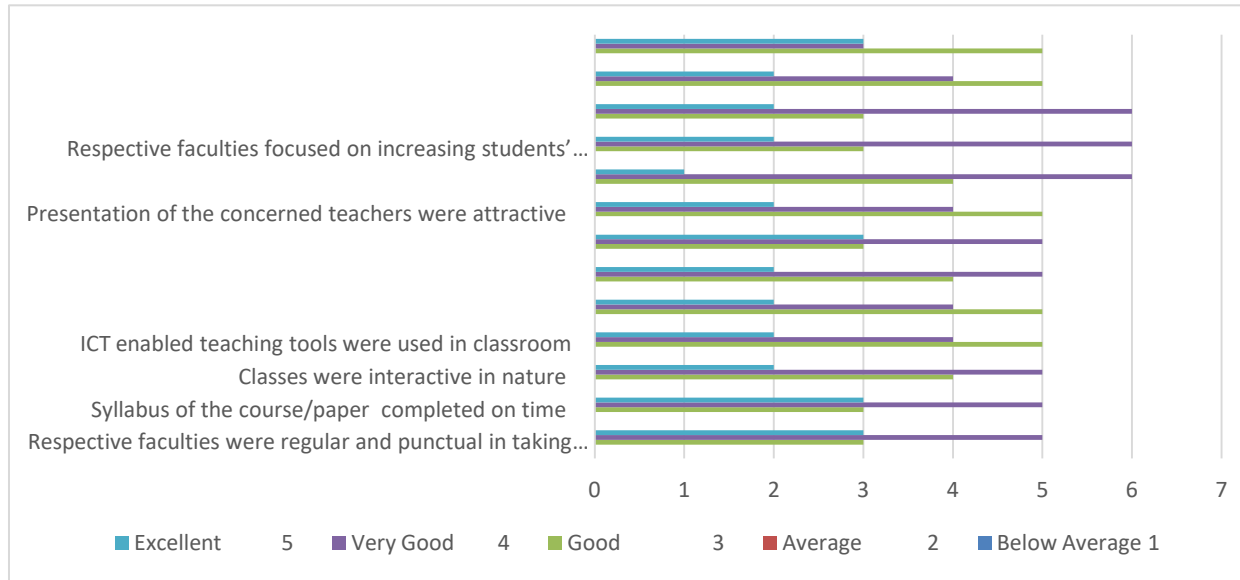
Geography



The feedback received from Alumni for the Geography Department indicates a high level of satisfaction and appreciation for the department's performance. The accolades received for teaching excellence, curriculum relevance, faculty support, and facilities highlight the department's commitment to providing a high-quality educational experience that meets and exceeds Alumni' expectations.

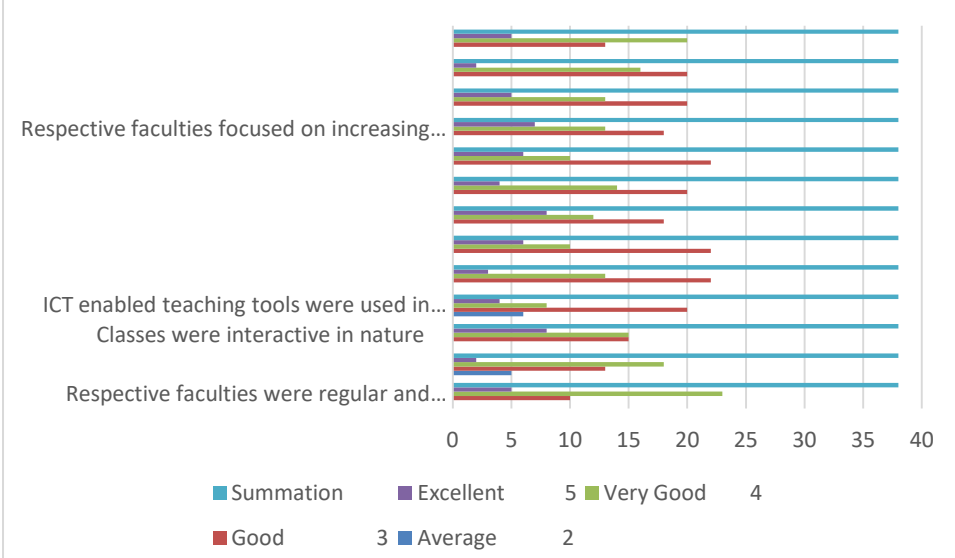
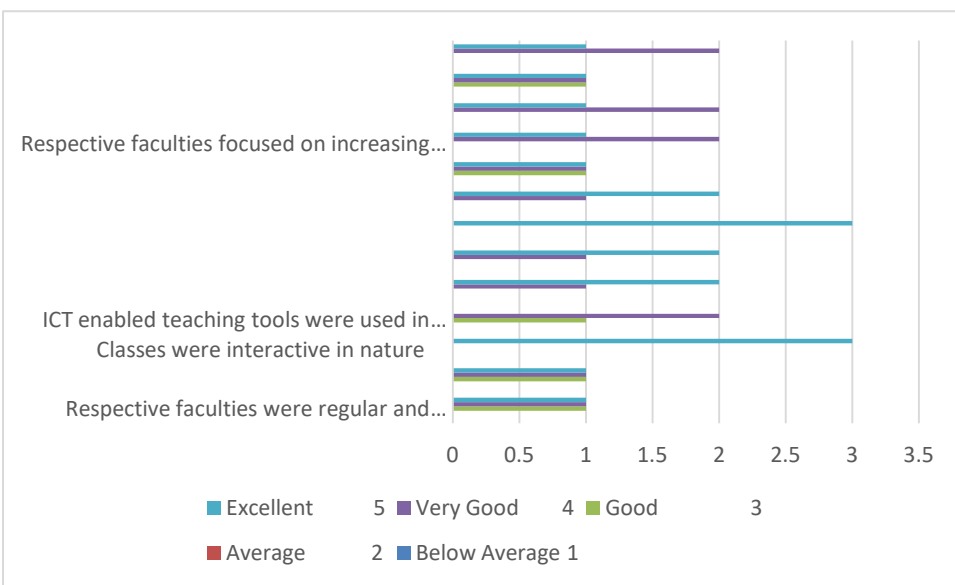
4

English



The feedback received from Alumni for the English Department indicates a high level of satisfaction and appreciation for the department's performance. The accolades received for teaching excellence, curriculum relevance, faculty support, and facilities highlight the department's commitment to providing a high-quality educational experience that meets and exceeds Alumni expectations.

5	Commerce	<p>Respective faculties focused on increasing students'...</p> <p>Presentation of the concerned teachers were attractive</p> <p>ICT enabled teaching tools were used in classroom</p> <p>Classes were interactive in nature</p> <p>Syllabus of the course/paper completed on time</p> <p>Respective faculties were regular and punctual in taking...</p> <p>0 0.2 0.4 0.6 0.8 1 1.2</p> <p>■ Excellent 5 ■ Very Good 4 ■ Good 3 ■ Average 2 ■ Below Average 1</p>	<p>This report presents an analysis of Alumni feedback collected for the Commerce Department, focusing on 01 responses. The feedback indicates a positive perception of the department's performance, with results ranging from "Good" to "Very Good" to "Excellent."</p>
6	Sanskrit	<p>Respective faculties focused on increasing students'...</p> <p>Presentation of the concerned teachers were attractive</p> <p>ICT enabled teaching tools were used in classroom</p> <p>Classes were interactive in nature</p> <p>Syllabus of the course/paper completed on time</p> <p>Respective faculties were regular and punctual in taking...</p> <p>0 1 2 3 4 5 6 7 8</p> <p>■ Excellent 5 ■ Very Good 4 ■ Good 3 ■ Average 2 ■ Below Average 1</p>	<p>This report presents an analysis of Alumni feedback collected for the Sanskrit Department, focusing on 13 responses. The feedback indicates a positive perception of the department's performance, with results ranging from "Good" to "Very Good" to "Excellent."</p>

7	Bengali	 <p>Respective faculties focused on increasing...</p> <p>ICT enabled teaching tools were used in... Classes were interactive in nature</p> <p>Respective faculties were regular and...</p> <p>0 5 10 15 20 25 30 35 40</p> <p>Summation Excellent 5 Very Good 4 Good 3 Average 2</p>		<p>This report presents an analysis of Alumni feedback collected for the Bengali Department, focusing on 38 responses. The feedback indicates a satisfactory to very good level of satisfaction with the department's performance.</p>
8	Political Science	 <p>Respective faculties focused on increasing...</p> <p>ICT enabled teaching tools were used in... Classes were interactive in nature</p> <p>Respective faculties were regular and...</p> <p>0 0.5 1 1.5 2 2.5 3 3.5</p> <p>Excellent 5 Very Good 4 Good 3 Average 2 Below Average 1</p>		<p>The feedback received from Alumni for the political Science Department indicates a generally positive perception and satisfaction with the department's performance. While the majority of feedback falls within the "Very Good" and "Satisfactory" categories, there is room for improvement in certain areas to elevate the department's performance further.</p>

9	College Overall	<p>The chart displays the following data (approximate values):</p> <table border="1"> <thead> <tr> <th>Parameter</th> <th>Excellent (5)</th> <th>Very Good (4)</th> <th>Good (3)</th> <th>Average (2)</th> <th>Below Average (1)</th> </tr> </thead> <tbody> <tr> <td>Respective faculties focused on increasing students'...</td> <td>15</td> <td>45</td> <td>38</td> <td>5</td> <td>2</td> </tr> <tr> <td>ICT enabled teaching tools were used in classroom</td> <td>12</td> <td>37</td> <td>51</td> <td>2</td> <td>1</td> </tr> <tr> <td>Classes were interactive in nature</td> <td>14</td> <td>39</td> <td>45</td> <td>5</td> <td>2</td> </tr> <tr> <td>Syllabus of the course/paper completed on time</td> <td>16</td> <td>48</td> <td>30</td> <td>8</td> <td>2</td> </tr> <tr> <td>Respective faculties were regular and punctual in...</td> <td>21</td> <td>50</td> <td>28</td> <td>3</td> <td>1</td> </tr> </tbody> </table>	Parameter	Excellent (5)	Very Good (4)	Good (3)	Average (2)	Below Average (1)	Respective faculties focused on increasing students'...	15	45	38	5	2	ICT enabled teaching tools were used in classroom	12	37	51	2	1	Classes were interactive in nature	14	39	45	5	2	Syllabus of the course/paper completed on time	16	48	30	8	2	Respective faculties were regular and punctual in...	21	50	28	3	1	<p>The feedback received from Alumni across various parameters indicates a generally positive perception of the college's performance. While the majority of feedback is positive, there are areas that require attention and improvement to enhance the overall satisfaction levels further.</p>
Parameter	Excellent (5)	Very Good (4)	Good (3)	Average (2)	Below Average (1)																																		
Respective faculties focused on increasing students'...	15	45	38	5	2																																		
ICT enabled teaching tools were used in classroom	12	37	51	2	1																																		
Classes were interactive in nature	14	39	45	5	2																																		
Syllabus of the course/paper completed on time	16	48	30	8	2																																		
Respective faculties were regular and punctual in...	21	50	28	3	1																																		
10	Conclusion	<p>This report offers a comprehensive overview of the parent feedback received across different parameters related to the college's performance. It serves as a valuable resource for the college administration, faculty, and stakeholders to understand parent perceptions, identify strengths and areas for improvement, and make informed decisions to enhance the overall educational experience and satisfaction levels within the college community.</p>																																					

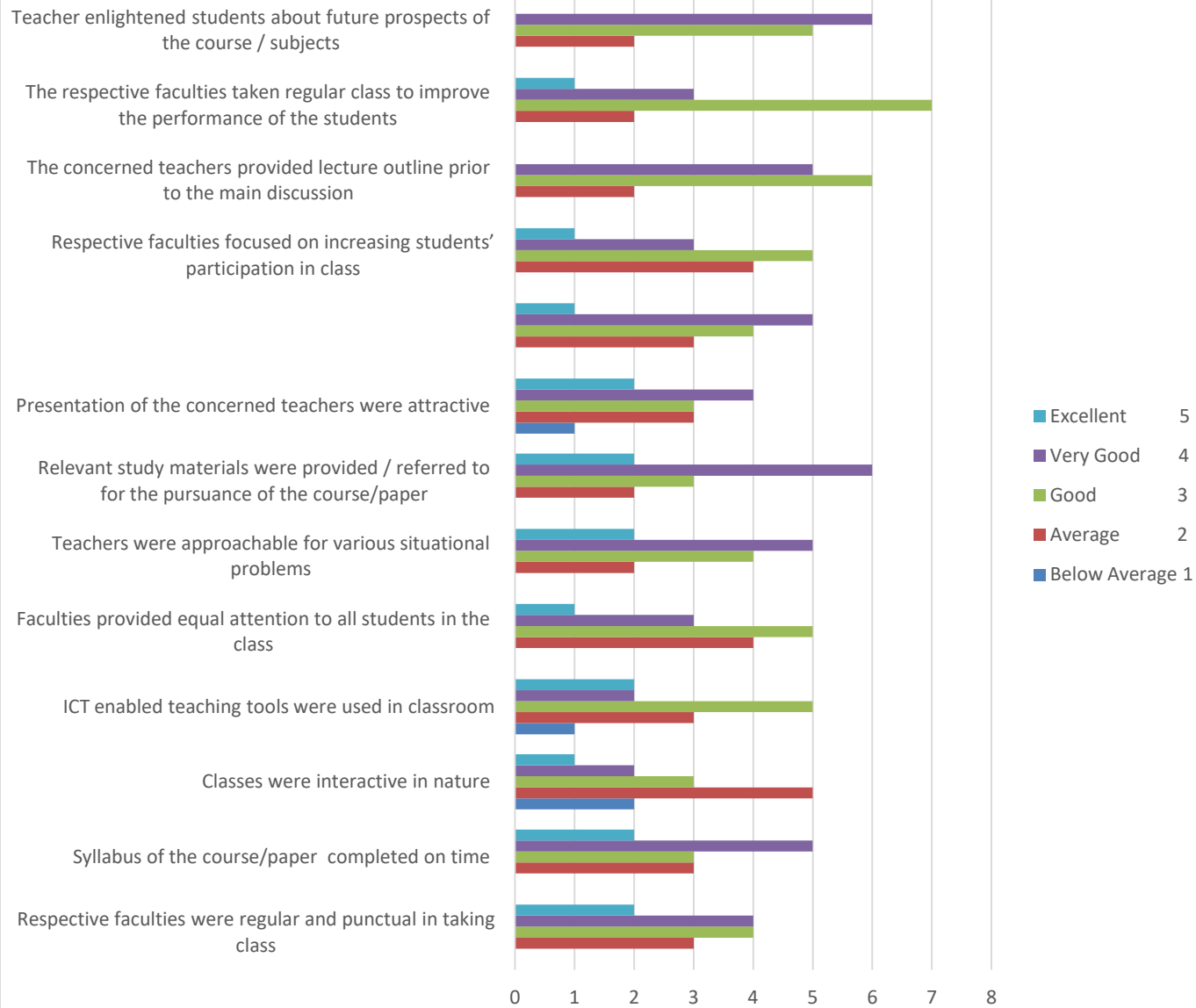
Alumni Feedback Analysis 2018-19
Hiralal Bhakat College
Nalhati, Birbhum

Analyzing Alumni feedback against specific parameters such as class routine, regularity, library staff cooperation, cleanliness, hygiene, approachability of principal, office staff cooperation, and teacher approachability reflects valuable insights into areas of strength and opportunities for improvement. By adopting a systematic approach to data analysis, our colleges can effectively address Alumni concerns, enhance the overall educational experience, and build trust within the educational community. Alumni feedback analysis of each department as well as the college has been summarized as below:

Sl. No.	Departments	Feedback Scenarios	Remarks																																																																														
1	Philosophy	<table border="1"> <caption>Feedback Scenarios Data</caption> <thead> <tr> <th>Scenario</th> <th>Excellent (5)</th> <th>Very Good (4)</th> <th>Good (3)</th> <th>Average (2)</th> <th>Below Average (1)</th> </tr> </thead> <tbody> <tr> <td>Teacher enlightened students about future prospects of the course / subjects</td> <td>1</td> <td>4</td> <td>5</td> <td>2</td> <td>0</td> </tr> <tr> <td>The respective faculties taken regular class to improve the performance of the students</td> <td>1</td> <td>4</td> <td>7</td> <td>0</td> <td>0</td> </tr> <tr> <td>The concerned teachers provided lecture outline prior to the main discussion</td> <td>2</td> <td>4</td> <td>6</td> <td>0</td> <td>0</td> </tr> <tr> <td>Respective faculties focused on increasing students' participation in class</td> <td>2</td> <td>3</td> <td>6</td> <td>1</td> <td>0</td> </tr> <tr> <td>Presentation of the concerned teachers were attractive</td> <td>1</td> <td>3</td> <td>8</td> <td>0</td> <td>0</td> </tr> <tr> <td>Relevant study materials were provided / referred to for the pursuance of the course/paper</td> <td>1</td> <td>4</td> <td>5</td> <td>2</td> <td>0</td> </tr> <tr> <td>Teachers were approachable for various situational problems</td> <td>2</td> <td>3</td> <td>6</td> <td>1</td> <td>0</td> </tr> <tr> <td>Faculties provided equal attention to all students in the class</td> <td>2</td> <td>2</td> <td>8</td> <td>0</td> <td>0</td> </tr> <tr> <td>ICT enabled teaching tools were used in classroom</td> <td>2</td> <td>4</td> <td>5</td> <td>1</td> <td>0</td> </tr> <tr> <td>Classes were interactive in nature</td> <td>2</td> <td>3</td> <td>7</td> <td>0</td> <td>0</td> </tr> <tr> <td>Syllabus of the course/paper completed on time</td> <td>1</td> <td>7</td> <td>4</td> <td>0</td> <td>0</td> </tr> <tr> <td>Respective faculties were regular and punctual in taking class</td> <td>2</td> <td>6</td> <td>4</td> <td>0</td> <td>0</td> </tr> </tbody> </table>	Scenario	Excellent (5)	Very Good (4)	Good (3)	Average (2)	Below Average (1)	Teacher enlightened students about future prospects of the course / subjects	1	4	5	2	0	The respective faculties taken regular class to improve the performance of the students	1	4	7	0	0	The concerned teachers provided lecture outline prior to the main discussion	2	4	6	0	0	Respective faculties focused on increasing students' participation in class	2	3	6	1	0	Presentation of the concerned teachers were attractive	1	3	8	0	0	Relevant study materials were provided / referred to for the pursuance of the course/paper	1	4	5	2	0	Teachers were approachable for various situational problems	2	3	6	1	0	Faculties provided equal attention to all students in the class	2	2	8	0	0	ICT enabled teaching tools were used in classroom	2	4	5	1	0	Classes were interactive in nature	2	3	7	0	0	Syllabus of the course/paper completed on time	1	7	4	0	0	Respective faculties were regular and punctual in taking class	2	6	4	0	0	<p>Alumni feedback in Philosophy department based on a rating scale ranging from "Below Average" to "Excellent" against specific parameters has been analyzed. Here the overall reflection of the concerned Alumni indicates a satisfactory level. Some below rating feedbacks are also indicates some weaknesses which must be overcome very soon from our college end.</p>
Scenario	Excellent (5)	Very Good (4)	Good (3)	Average (2)	Below Average (1)																																																																												
Teacher enlightened students about future prospects of the course / subjects	1	4	5	2	0																																																																												
The respective faculties taken regular class to improve the performance of the students	1	4	7	0	0																																																																												
The concerned teachers provided lecture outline prior to the main discussion	2	4	6	0	0																																																																												
Respective faculties focused on increasing students' participation in class	2	3	6	1	0																																																																												
Presentation of the concerned teachers were attractive	1	3	8	0	0																																																																												
Relevant study materials were provided / referred to for the pursuance of the course/paper	1	4	5	2	0																																																																												
Teachers were approachable for various situational problems	2	3	6	1	0																																																																												
Faculties provided equal attention to all students in the class	2	2	8	0	0																																																																												
ICT enabled teaching tools were used in classroom	2	4	5	1	0																																																																												
Classes were interactive in nature	2	3	7	0	0																																																																												
Syllabus of the course/paper completed on time	1	7	4	0	0																																																																												
Respective faculties were regular and punctual in taking class	2	6	4	0	0																																																																												

2

History



This report presents an analysis of Alumni feedback collected for the History Department, focusing on 13 responses. The feedback indicates a positive perception of the department's performance, with results ranging from "Good" to "Very Good."

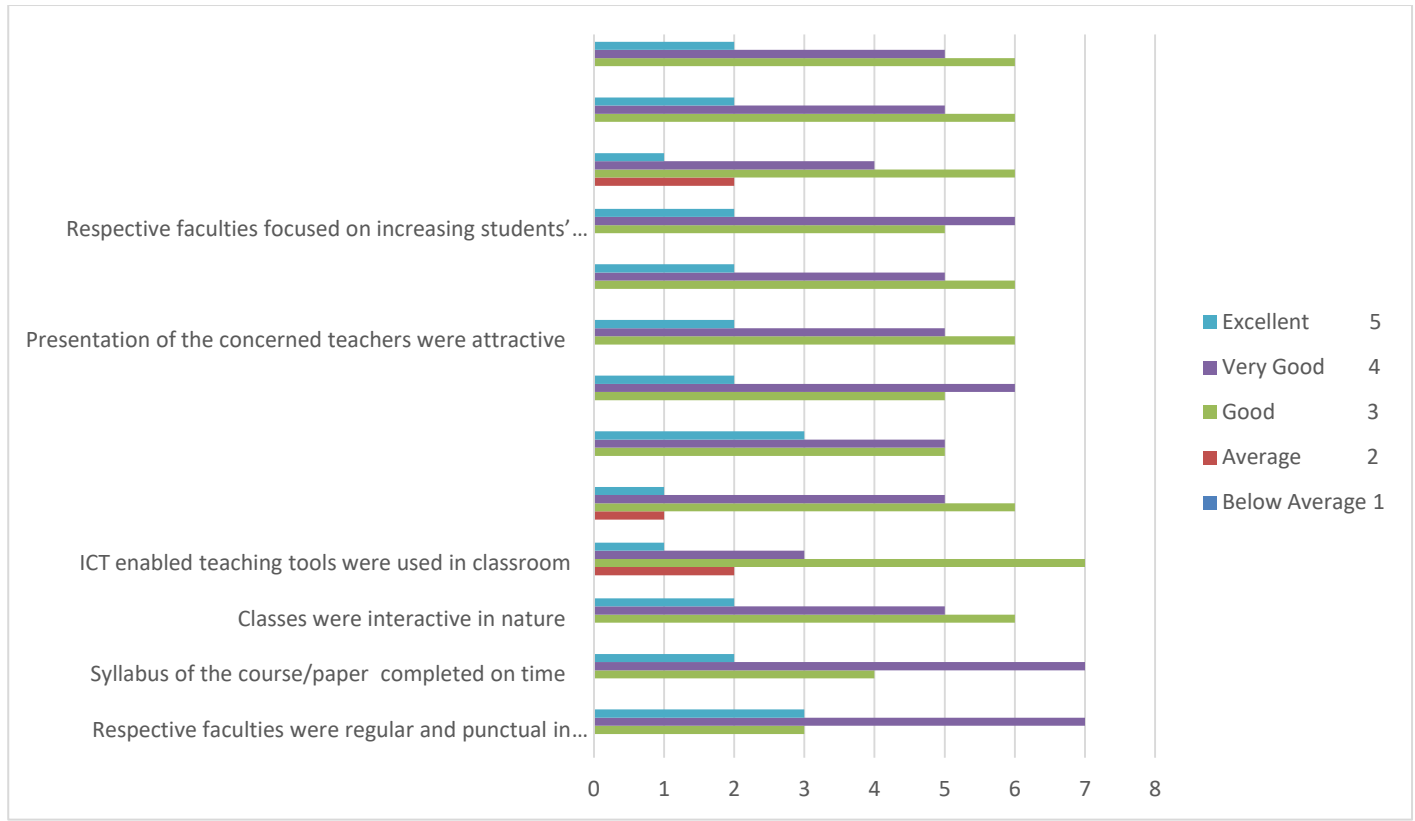
3	Geography	<table border="1"> <thead> <tr> <th>Criteria</th> <th>Excellent (5)</th> <th>Very Good (4)</th> <th>Good (3)</th> <th>Average (2)</th> <th>Below Average (1)</th> </tr> </thead> <tbody> <tr> <td>Teacher enlightened students about future prospects of the course / subjects</td> <td>3</td> <td>4</td> <td>4</td> <td>0</td> <td>0</td> </tr> <tr> <td>The respective faculties taken regular class to improve the performance of the students</td> <td>3</td> <td>3</td> <td>5</td> <td>0</td> <td>0</td> </tr> <tr> <td>The concerned teachers provided lecture outline prior to the main discussion</td> <td>3</td> <td>4</td> <td>4</td> <td>0</td> <td>0</td> </tr> <tr> <td>Respective faculties focused on increasing students' participation in class</td> <td>3</td> <td>4</td> <td>4</td> <td>0</td> <td>0</td> </tr> <tr> <td>Presentation of the concerned teachers were attractive</td> <td>3</td> <td>5</td> <td>3</td> <td>0</td> <td>0</td> </tr> <tr> <td>Relevant study materials were provided / referred to for the pursuance of the course/paper</td> <td>7</td> <td>2</td> <td>2</td> <td>0</td> <td>0</td> </tr> <tr> <td>Teachers were approachable for various situational problems</td> <td>3</td> <td>5</td> <td>3</td> <td>0</td> <td>0</td> </tr> <tr> <td>Faculties provided equal attention to all students in the class</td> <td>3</td> <td>5</td> <td>3</td> <td>0</td> <td>0</td> </tr> <tr> <td>ICT enabled teaching tools were used in classroom</td> <td>6</td> <td>4</td> <td>1</td> <td>0</td> <td>0</td> </tr> <tr> <td>Classes were interactive in nature</td> <td>5</td> <td>4</td> <td>2</td> <td>0</td> <td>0</td> </tr> <tr> <td>Syllabus of the course/paper completed on time</td> <td>4</td> <td>5</td> <td>2</td> <td>0</td> <td>0</td> </tr> <tr> <td>Respective faculties were regular and punctual in taking class</td> <td>4</td> <td>4</td> <td>3</td> <td>0</td> <td>0</td> </tr> </tbody> </table>	Criteria	Excellent (5)	Very Good (4)	Good (3)	Average (2)	Below Average (1)	Teacher enlightened students about future prospects of the course / subjects	3	4	4	0	0	The respective faculties taken regular class to improve the performance of the students	3	3	5	0	0	The concerned teachers provided lecture outline prior to the main discussion	3	4	4	0	0	Respective faculties focused on increasing students' participation in class	3	4	4	0	0	Presentation of the concerned teachers were attractive	3	5	3	0	0	Relevant study materials were provided / referred to for the pursuance of the course/paper	7	2	2	0	0	Teachers were approachable for various situational problems	3	5	3	0	0	Faculties provided equal attention to all students in the class	3	5	3	0	0	ICT enabled teaching tools were used in classroom	6	4	1	0	0	Classes were interactive in nature	5	4	2	0	0	Syllabus of the course/paper completed on time	4	5	2	0	0	Respective faculties were regular and punctual in taking class	4	4	3	0	0	<p>The feedback received from Alumni for the Geography Department indicates a high level of satisfaction and appreciation for the department's performance. The accolades received for teaching excellence, curriculum relevance, faculty support, and facilities highlight the department's commitment to providing a high-quality educational experience that meets and exceeds Alumni' expectations.</p>
Criteria	Excellent (5)	Very Good (4)	Good (3)	Average (2)	Below Average (1)																																																																												
Teacher enlightened students about future prospects of the course / subjects	3	4	4	0	0																																																																												
The respective faculties taken regular class to improve the performance of the students	3	3	5	0	0																																																																												
The concerned teachers provided lecture outline prior to the main discussion	3	4	4	0	0																																																																												
Respective faculties focused on increasing students' participation in class	3	4	4	0	0																																																																												
Presentation of the concerned teachers were attractive	3	5	3	0	0																																																																												
Relevant study materials were provided / referred to for the pursuance of the course/paper	7	2	2	0	0																																																																												
Teachers were approachable for various situational problems	3	5	3	0	0																																																																												
Faculties provided equal attention to all students in the class	3	5	3	0	0																																																																												
ICT enabled teaching tools were used in classroom	6	4	1	0	0																																																																												
Classes were interactive in nature	5	4	2	0	0																																																																												
Syllabus of the course/paper completed on time	4	5	2	0	0																																																																												
Respective faculties were regular and punctual in taking class	4	4	3	0	0																																																																												

4	English	<p>The chart displays the following data points for each category:</p> <table border="1"> <thead> <tr> <th>Category</th> <th>Excellent (5)</th> <th>Very Good (4)</th> <th>Good (3)</th> <th>Average (2)</th> <th>Below Average (1)</th> </tr> </thead> <tbody> <tr> <td>Respective faculties focused on increasing students'...</td> <td>3</td> <td>4</td> <td>5</td> <td>0</td> <td>0</td> </tr> <tr> <td>ICT enabled teaching tools were used in classroom</td> <td>2</td> <td>4</td> <td>5</td> <td>0</td> <td>0</td> </tr> <tr> <td>Classes were interactive in nature</td> <td>2</td> <td>4</td> <td>5</td> <td>0</td> <td>0</td> </tr> <tr> <td>Syllabus of the course/paper completed on time</td> <td>3</td> <td>5</td> <td>0</td> <td>0</td> <td>0</td> </tr> <tr> <td>Respective faculties were regular and punctual in...</td> <td>3</td> <td>5</td> <td>0</td> <td>0</td> <td>0</td> </tr> </tbody> </table>	Category	Excellent (5)	Very Good (4)	Good (3)	Average (2)	Below Average (1)	Respective faculties focused on increasing students'...	3	4	5	0	0	ICT enabled teaching tools were used in classroom	2	4	5	0	0	Classes were interactive in nature	2	4	5	0	0	Syllabus of the course/paper completed on time	3	5	0	0	0	Respective faculties were regular and punctual in...	3	5	0	0	0	<p>The feedback received from Alumni for the English Department indicates a high level of satisfaction and appreciation for the department's performance. The accolades received for teaching excellence, curriculum relevance, faculty support, and facilities highlight the department's commitment to providing a high-quality educational experience that meets and exceeds Alumni expectations.</p>
Category	Excellent (5)	Very Good (4)	Good (3)	Average (2)	Below Average (1)																																		
Respective faculties focused on increasing students'...	3	4	5	0	0																																		
ICT enabled teaching tools were used in classroom	2	4	5	0	0																																		
Classes were interactive in nature	2	4	5	0	0																																		
Syllabus of the course/paper completed on time	3	5	0	0	0																																		
Respective faculties were regular and punctual in...	3	5	0	0	0																																		

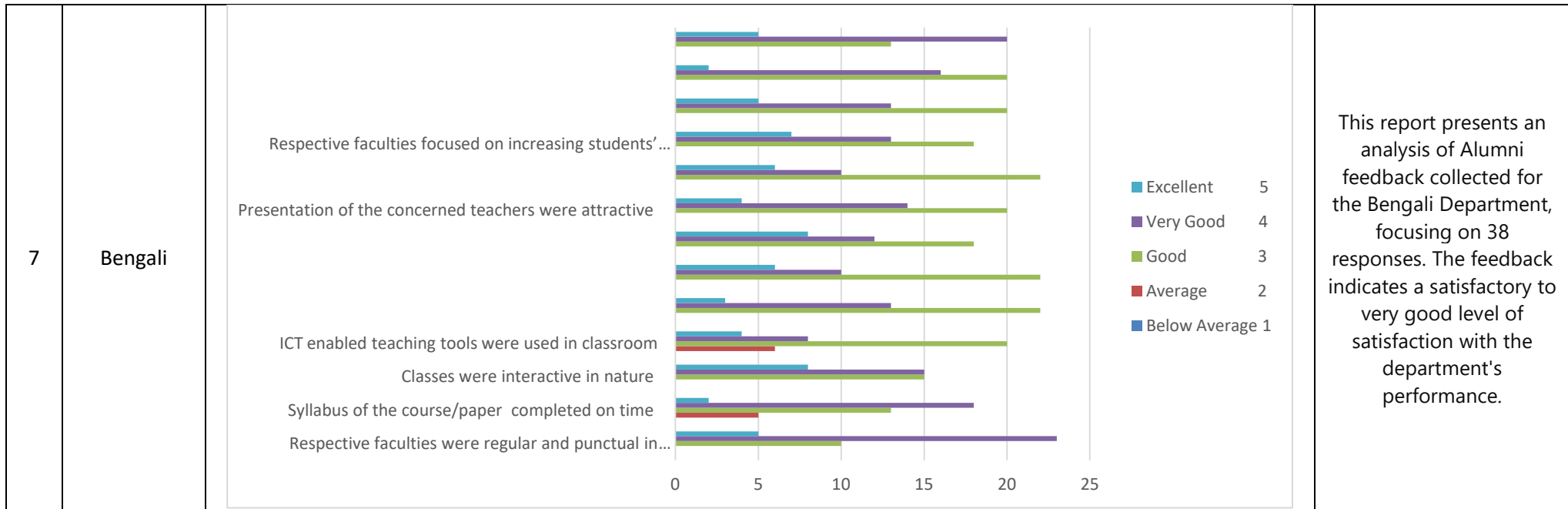
5	Commerce	<p>Respective faculties focused on increasing students'...</p> <p>Presentation of the concerned teachers were attractive</p> <p>ICT enabled teaching tools were used in classroom</p> <p>Classes were interactive in nature</p> <p>Syllabus of the course/paper completed on time</p> <p>Respective faculties were regular and punctual in...</p> <p>Legend: ■ Excellent 5 ■ Very Good 4 ■ Good 3 ■ Average 2 ■ Below Average 1</p>	<p>This report presents an analysis of Alumni feedback collected for the Commerce Department, focusing on 01 responses. The feedback indicates a positive perception of the department's performance, with results ranging from "Good" to "Very Good" to "Excellent."</p>
---	----------	--	---

6

Sanskrit

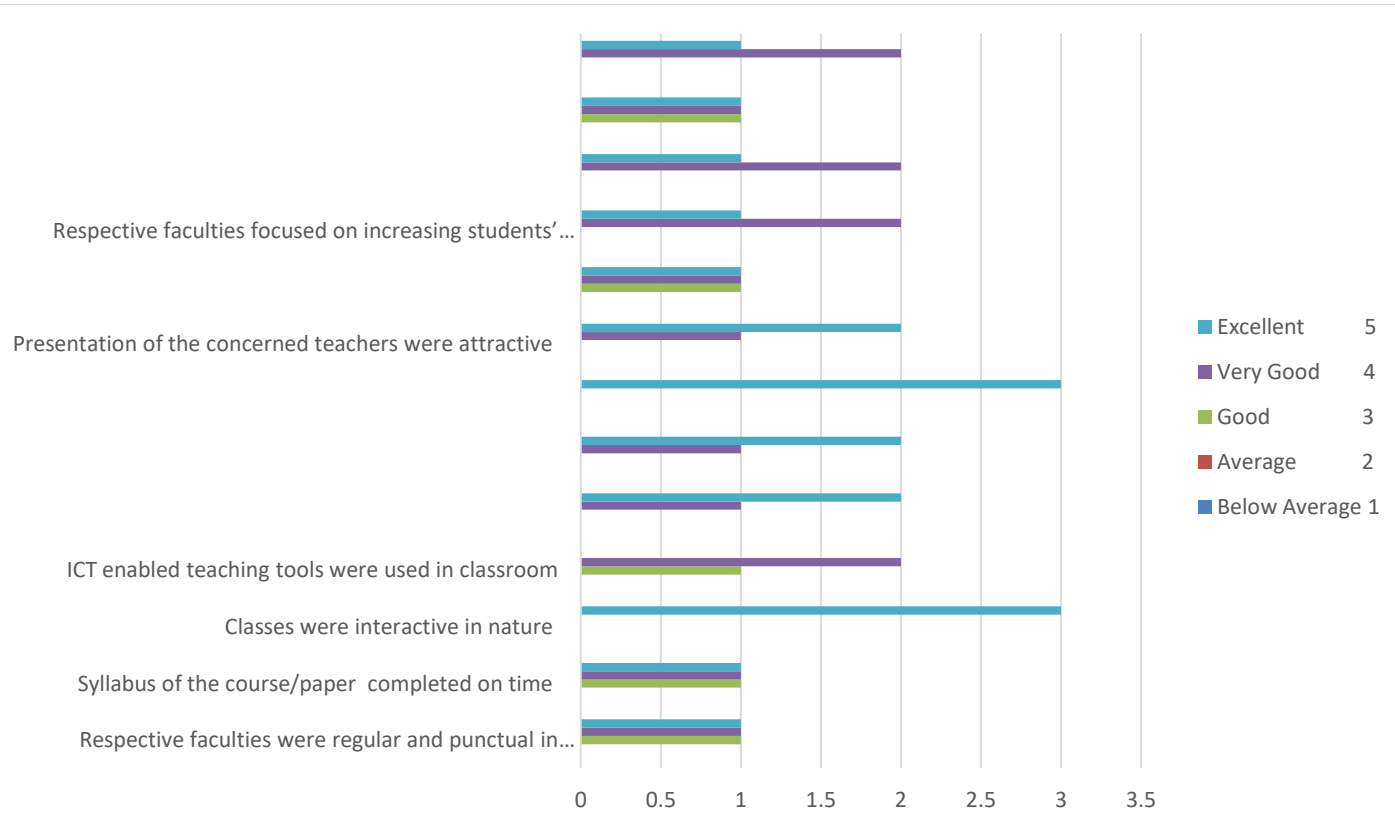


This report presents an analysis of Alumni feedback collected for the Sanskrit Department, focusing on 13 responses. The feedback indicates a positive perception of the department's performance, with results ranging from "Good" to "Very Good" to "Excellent."



8

Political Science



The feedback received from Alumni for the political Science Department indicates a generally positive perception and satisfaction with the department's performance. While the majority of feedback falls within the "Very Good" and "Satisfactory" categories, there is room for improvement in certain areas to elevate the department's performance further.

9	College Overall	<p>The chart displays feedback for seven parameters. The 'Very Good' (purple) and 'Good' (green) categories are the most frequent across all parameters, indicating a generally positive perception. 'Average' (red) and 'Below Average' (blue) feedback is minimal.</p> <table border="1"> <thead> <tr> <th>Parameter</th> <th>Excellent (5)</th> <th>Very Good (4)</th> <th>Good (3)</th> <th>Average (2)</th> <th>Below Average (1)</th> </tr> </thead> <tbody> <tr> <td>Respective faculties focused on increasing students' ...</td> <td>15</td> <td>45</td> <td>50</td> <td>5</td> <td>0</td> </tr> <tr> <td>Presentation of the concerned teachers were attractive</td> <td>15</td> <td>38</td> <td>45</td> <td>5</td> <td>0</td> </tr> <tr> <td>ICT enabled teaching tools were used in classroom</td> <td>20</td> <td>35</td> <td>45</td> <td>5</td> <td>0</td> </tr> <tr> <td>Classes were interactive in nature</td> <td>23</td> <td>35</td> <td>38</td> <td>5</td> <td>0</td> </tr> <tr> <td>Syllabus of the course/paper completed on time</td> <td>16</td> <td>48</td> <td>30</td> <td>8</td> <td>0</td> </tr> <tr> <td>Respective faculties were regular and punctual in...</td> <td>21</td> <td>50</td> <td>28</td> <td>5</td> <td>0</td> </tr> </tbody> </table>	Parameter	Excellent (5)	Very Good (4)	Good (3)	Average (2)	Below Average (1)	Respective faculties focused on increasing students' ...	15	45	50	5	0	Presentation of the concerned teachers were attractive	15	38	45	5	0	ICT enabled teaching tools were used in classroom	20	35	45	5	0	Classes were interactive in nature	23	35	38	5	0	Syllabus of the course/paper completed on time	16	48	30	8	0	Respective faculties were regular and punctual in...	21	50	28	5	0	<p>The feedback received from Alumni across various parameters indicates a generally positive perception of the college's performance. While the majority of feedback is positive, there are areas that require attention and improvement to enhance the overall satisfaction levels further.</p>
Parameter	Excellent (5)	Very Good (4)	Good (3)	Average (2)	Below Average (1)																																								
Respective faculties focused on increasing students' ...	15	45	50	5	0																																								
Presentation of the concerned teachers were attractive	15	38	45	5	0																																								
ICT enabled teaching tools were used in classroom	20	35	45	5	0																																								
Classes were interactive in nature	23	35	38	5	0																																								
Syllabus of the course/paper completed on time	16	48	30	8	0																																								
Respective faculties were regular and punctual in...	21	50	28	5	0																																								
10	Conclusion	<p>This report offers a comprehensive overview of the parent feedback received across different parameters related to the college's performance. It serves as a valuable resource for the college administration, faculty, and stakeholders to understand parent perceptions, identify strengths and areas for improvement, and make informed decisions to enhance the overall educational experience and satisfaction levels within the college community.</p>																																											